

“পুঁজিবাজারে বিনিয়োগ ঝুঁকিপূর্ণ। জেনে ও বুঝে বিনিয়োগ করুন।”

"Investment in capital market involves certain degree of risks. The investors are required to read the prospectus and risk factors carefully, assess their own financial conditions and risk-taking ability before making their investment decisions."

“পুঞ্জিবাজারে বিনিয়োগ ঝুঁকিপূর্ণ। বিনিয়োগকারীগণ প্রোসপেক্টাস পড়ে এবং ঝুঁকির বিষয়গুলি সতর্কতার সাথে অনুধাবন করে নিজে নিজে আর্থিক ও ঝুঁকি গ্রহণ করার সক্ষমতা বিবেচনা করে বিনিয়োগ সিদ্ধান্ত গ্রহণ করবেন।”

INITIAL QUALIFIED INVESTORS OFFERING OF 7,000,000 ORDINARY SHARES

Issue Date of Prospectus	:	[*]
--------------------------	---	-----

OFFER PRICE BDT 10 EACH

TOTAL SIZE OF FUND TO BE RAISED BDT 70,000,000

Opening Date of Subscription	:	[*]
------------------------------	---	-----

Closing Date of Subscription	:	[*]
------------------------------	---	-----

Draft Prospectus of

Manager to the Issue



লিও ব্রাইনিটি কেবলস প্রাইভেট লিমিটেড.
Leo ICT Cables PLC.
Confident With Quality



AAA FINANCE & INVESTMENT LTD.
PARTNERSHIP OF TRUST

Corporate Office: Plot: 37 (1st Floor, 2A),
Road: 06, Block: D, Niketon, Gulshan-1,
Dhaka-1212, Bangladesh

Registered & Factory Address: Plot: 25
B, Block: 06, Kaliakoir Hi-Tech Park,
Kaliakoir, Gazipur-1750

AAA Finance & Investment Ltd.

Green Trade Point (11th Floor), 7 Mohakhali
C/A, Bir Uttam AK Khandakar Rd, Dhaka-
1212

Name of the underwriter

AAA Finance & Investment Ltd.

Md. Khalid Hossain
Managing Director (Acting)
AAA Finance & Investment Ltd.

Md. Mosharraf Hossain
Chief Financial Officer (CFO)
Leo ICT Cables PLC.

Md. Momenul Haque Momen
Managing Director
Leo ICT Cables PLC.

PRELIMINARY INFORMATION AND DECLARATIONS

(B)(2)(a)

- (I) Name(s), address(s), telephone number(s), web address(s), e-mail(s), fax number(s) and contact persons of the issuer, issue manager(s), underwriter(s), auditors, credit rating company and valuer, where applicable;

ISSUER

Name & Address	Contact	Contact Person
Leo ICT Cables PLC Plot: 37 (1st Floor, 2A), Road: 06, Block: D, Niketon, Gulshan-1, Dhaka-1212, Bangladesh	Tel: +88 02 222286676 Fax: N/A E-mail: info@leoictcables.com Website: https://www.leoictcables.com	Md. Mosharraf Hossain Chief Financial Officer (CFO)

ISSUE MANAGER


Name & Address	Contact	Contact Person
AAA Finance & Investment Ltd. Green Trade Point (11th Floor), 7 Mohakhali C/A, Bir Uttam AK Khandakar Rd, Dhaka-1212	Tel: + 02 8814750-1 Fax: +88 02 48814754 E-mail: info@aaafinancebd.com Website: www.aaafinancebd.com	Md. Khalid Hossain Managing Director (Acting)

UNDERWRITER

Name & Address	Contact	Contact Person
AAA Finance & Investment Ltd. Green Trade Point (11th Floor), 7 Mohakhali C/A, Bir Uttam AK Khandakar Rd, Dhaka-1212	Tel: + 02 8814750-1 Fax: +88 02 48814754 E-mail: info@aaafinancebd.com Website: www.aaafinancebd.com	Md. Khalid Hossain Managing Director (Acting)


Md. Khalid Hossain
Managing Director (Acting)
AAA Finance & Investment Ltd.


Md. Mosharraf Hossain
Chief Financial Officer (CFO)
Leo ICT Cables PLC.


Md. Momenul Haque Momen
Managing Director
Leo ICT Cables PLC.

AUDITOR

Name & Address	Contact	Contact Person
Ashraf Uddin & Co. Chartered Accountants Green Satmahal (10th Floor) 206-208, Wireless, Mogbazar, Dhaka-1217, Bangladesh.	Tel: +880:2 222242506,+ 880-2-9554301	Mohammad Shabbir Hossain, FCA Partner
	E-mail: info@aucbd.com	
	Website: https:// www.aucbd.com/	

Credit Rating Company & Valuer: The information is not applicable for the issuer.

- (II) A declaration that a person interested to get a prospectus may obtain from the issuer, and the issuer, and the issue manager(s);
- (III) The following statement: "if you have any query about this document, you may consult the issuer, issue manager and underwriter",

(IV) "CONSENT OF THE BANGLADESH SECURITIES AND EXCHANGE COMMISSION HAS BEEN OBTAINED TO THE ISSUE/OFFER OF THESE SECURITIES UNDER THE SECURITIES AND EXCHANGE ORDINANCE, 1969, AND THE BANGLADESH SECURITIES AND EXCHANGE COMMISSION (QUALIFIED INVESTOR OFFER BY SMALL CAPITAL COMPANY) RULES, 2022. IT MUST BE DISTINCTLY UNDERSTOOD THAT IN GIVING THIS CONSENT THE COMMISSION DOES NOT TAKE ANY RESPONSIBILITY FOR THE FINANCIAL SOUNDNESS OF THE ISSUER COMPANY, ANY OF ITS PROJECTS OR THE ISSUE PRICE OF ITS SECURITIES OR FOR THE CORRECTNESS OF ANY OF THE STATEMENTS MADE OR OPINION EXPRESSED WITH REGARD TO THEM. SUCH RESPONSIBILITY LIES WITH THE ISSUER, ITS DIRECTORS, CHIEF EXECUTIVE OFFICER, MANAGING DIRECTOR, CHIEF FINANCIAL OFFICER, COMPANY SECRETARY, ISSUE MANAGER, ISSUE MANAGER'S CHIEF EXECUTIVE OFFICER, UNDERWRITERS, AUDITOR(S) AND/OR VALUER (IF ANY)."

(V) 'Risks in relation to the First Issue'

"This being the first issue of the issuer, there has been no formal market for the securities of the issuer. The face value of the securities is taka 10.00 (ten) and the issue price is one times of the face value. The issue price as determined should not be taken to be indicative of the market price of the securities after listing. No assurance can be given regarding an active or sustained trading of the securities or the price after listing." ;

(VI) 'General Risk'

"Investment in securities involves a degree of risk and investors should not invest any funds in this offer unless they can afford to take the risk of losing their investment. Investors are advised to read the risk factors carefully before making an investment decision in this offer. For making an investment decision, investors must rely on their own examination of the issuer and the offer including the risks involved. Given the emerging nature of small capital companies, there may be a higher investment risk attached to the securities being offered. The securities to be traded on the small capital (SME) platform may be more susceptible to high market volatility than securities traded on the main board and no assurance is given that there will be an active market for trading of such securities. The securities have not been recommended by the Bangladesh securities and exchange commission (BSEC) nor does BSEC guarantee the accuracy or adequacy of this document. Specific attention of investors is invited to the statement of 'risk factors' given on page number(s) 18-22"

(VII) "The issuer, having made all reasonable inquiries, accepts responsibility for and confirms that this prospectus or information memorandum contains all material information with regard to the issuer and the issue, that the information contained in the prospectus or information memorandum is true, fair and correct in all material aspects and are not misleading in any respect, that the opinions and intentions expressed herein are honestly held and that there are no other facts, the omission of which make this document as a whole or any of such information or the expression of any such opinions or intentions misleading in any material respect.";

AVAILABILITY OF PROSPECTUS

(B)(2)(b)

- (i) website addresses and e-mail addresses and names of contact person of the institutions where the prospectus is available in soft form;

ISSUER

Name & Address	Contact	Contact Person
Leo ICT Cables PLC Plot: 37 (1st Floor, 2A), Road: 06, Block: D, Niketon, Gulshan-1, Dhaka-1212, Bangladesh	Tel: +88 02 222286676	Md. Mosharraf Hossain Chief Financial Officer (CFO)
	Fax: N/A	
	E-mail: info@leoictcables.com	
	Website: https://www.leoictcables.com	


ISSUE MANAGER


Name & Address	Contact	Contact Person
AAA Finance & Investment Ltd. Green Trade Point (11th Floor), 7 Mohakhali C/A, Bir Uttam AK Khandakar Rd, Dhaka-1212	Tel: +88 02 48814750, 48814751	Md. Samsul Haque, ACMA Manager
	Fax: +88 02 48814754	Raihanul Haque Bhuiyan Assistant Manager
	E-mail: info@aaafinancebd.com	Md. Iftekharul Alam Farazi Assistant Manager
	Website: www.aaafinancebd.com	Fahim Mahmud Senior Executive

UNDERWRITER

Name & Address	Contact	Contact Person
AAA Finance & Investment Ltd. Green Trade Point (11th Floor), 7 Mohakhali C/A, Bir Uttam AK Khandakar Rd, Dhaka-1212	Tel: +88 02 48814750, 48814754	Md. Khalid Hossain Managing Director (Acting)
	Fax: +88 02 48814754	
	E-mail: info@aaafinancebd.com	
	Website: www.aaafinancebd.com	


Md. Khalid Hossain
Managing Director (Acting)
AAA Finance & Investment Ltd.


Md. Mosharraf Hossain
Chief Financial Officer (CFO)
Leo ICT Cables PLC.


Md. Momenul Haque Momen
Managing Director
Leo ICT Cables PLC.

STOCK EXCHANGES

Name & Address	Contact	Contact Person
Dhaka Stock Exchange PLC DSE Tower, Road: 21, House: 46, Nikunja, Dhaka-1229, Bangladesh.	Tel: +880241040189-200, +8809666702070, Ext - 1030 Fax: +88 02 9564727, +88 02 9569755 E-mail: imdsp@dse.com.bd Website: www.dsebd.org	Md. Mahfuzur Rahman, AGM, Research & Information Department
Chittagong Stock Exchange PLC CSE Building, 1080, Sheikh Mujib Road Agrabad, Chittagong- 4100, Bangladesh.	Tel: +88 031 714632-3 Fax: +88 031 714101 E-mail: info@cse.com.bd Website: www.cse.com.bd	M. Shaifur Rahman Mazumdar, FCA, FCMA Managing Director

Prospectus is also available on the websites of BSEC (www.sec.gov.bd). It would also be available at the DSE (www.dsebd.org), CSE (www.csebd.com) and Public Reference room of the Bangladesh Securities and Exchange Commission (BSEC) for reading and studying upon approval.

ii. Definitions and Acronyms/Elaborations of the abbreviated words and technical terms used in the prospectus:

A		
AAAFIL	:	AAA Finance and Investment Ltd.
AGM	:	Annual General Meeting
Allotment	:	Allotment of Shares to respective BO account numbers
B		
BB	:	Bangladesh Bank
BDT	:	Bangladeshi Taka
BO Account	:	Beneficial Owners Account
BSEC	:	Bangladesh Securities and Exchange Commission
C		
CDBL	:	Central Depository Bangladesh Limited
CIB	:	Credit Information Bureau
CFO	:	Chief Financial Officer
Commission	:	Bangladesh Securities and Exchange Commission (BSEC)
Company	:	Leo ICT Cables PLC
Companies Act	:	Companies Act, 1994 (Act. No. XVIII of 1994)
Corporate Office	:	Head Office of the Company
CSE	:	Chittagong Stock Exchange PLC
CS	:	Company Secretary
D		
DSE	:	Dhaka Stock Exchange PLC
E		
EPS	:	Earnings Per Share
EIs	:	Eligible Investors
EGM	:	Extraordinary General Meeting
F		
FC Account	:	Foreign Currency Account
FY	:	Financial Year
G		
GBP	:	Great Britain Pound
GDP	:	Gross Domestic Product
I		
IAS	:	International Accounting Standard

IQIO	:	Initial Qualified Investor Offer
Issuer	:	Leo ICT Cables PLC
Issue Manager	:	AAA Finance & Investment Ltd.
IFRS	:	International Financial Reporting Standards
ISA	:	International Standards on Auditing
L		
LICP	:	Leo ICT Cables PLC
N		
NAV	:	Net Asset Value
NBR	:	National Board of Revenue
NRB	:	Non-Resident Bangladeshi
NOC	:	No Objection Certificate
O		
Offering Price	:	Price of the securities of Leo ICT Cables PLC
P		
P/E	:	Price Earnings Ratio
PLC	:	Public Limited Company
Q		
QIO	:	Qualified Investor Offer
QI	:	Qualified Investor
R		
RJSC	:	Registrar of Joint Stock Companies and Firms
Registered Office	:	Head Office of the Company
Rules	:	Bangladesh Securities and Exchange Commission (Qualified Investor Offer by Small Capital Company) Rules, 2022
S		
Sponsor	:	The sponsor shareholders
SME	:	Small & Medium Enterprise
STD A/C	:	Short-Term Deposit Account
U		
USD	:	United States Dollar


Md. Khalid Hossain
Managing Director (Acting)
AAA Finance & Investment Ltd.


Md. Mosharraf Hossain
Chief Financial Officer (CFO)
Leo ICT Cables PLC.



Md. Momenul Haque Momen
Managing Director
Leo ICT Cables PLC.

TABLE OF CONTENTS		(B)(3)(a)
Section	Particulars	Page No.
	Annexure: E; B (1) – B (3)	1-17
SECTION (I) (B)(4)	RISK FACTORS AND MANAGEMENT PERCEPTIONS ABOUT THE RISKS	18-22
	(a) Interest rate risks;	19
	(b) Exchange rate risks;	19
	(c) Industry Risks	20
	(d) Market and technology-related risks;	20
	(e) Potential or existing government regulations;	20
	(f) Potential changes in global or national policies	21
	(g) History of Non-Operation (if any)	21
	(h) Operational Risk; and	21
	(i) Risk relating to secondary trading of securities	22
SECTION (II) (B)(5)	USE OF PROCEEDS	23-29
	(a) The prospectus shall show how the net proceeds of the offering shall be used, indicating the amount to be used for each purpose;	24-28
	(b) The prospectus shall also include a schedule mentioning the stages of implementation and utilization of funds received through public offering, mentioning about the approximate date of completion of the project and the projected date of full commercial operation. The schedule shall be signed by the chief executive officer and the chief financial officer of the issuer;	29
	(c) If there are contracts covering any of the activities of the issuer company for which the proceeds of sale of securities are to be used, such as contracts for the purchase of land or contracts for the construction of buildings, the prospectus shall disclose the terms of such contracts, and copies of the contracts shall be filed with the Commission as annexure to the prospectus.	29
	DESCRIPTION OF BUSINESS	30-44
	(a) The date on which the issuer company was incorporated and the date on which it commenced operations and the nature of the business which the company and its subsidiaries are engaged in or propose to engage in	31
	(b) The Prospectus shall contain the information in respect of its business operation, for example: -	

SECTION (III) (B)(6)	(i) Principal products or services of the issuer and markets for such products or services	32-36
	(ii) If the company has more than one product or service, the relative contribution to sales and income of each product or service that accounts for more than 10% of the company's total revenues;	36
	(iii) Names of associates, subsidiary/related holding company and their core areas of business;	36-39
	(iv) How the products or services are distributed	40
	(v) Competitive conditions in the business	41
	(vi) Sources and availability of raw materials and the names of the principal suppliers	40-41
	(vii) Sources of, and requirement for, power, gas and water; or any other utilities;	41
	(viii) Names of the customers who purchase 10% or more of the company's products /services;	42
	(ix) Description of any contract which the company has with its principal suppliers or customers showing the total amount and quantity of transaction for which the contract is made and the duration of the contract;	43
	(x) Description of any material patents, trademarks, licenses or royalty agreements;	43
	(xi) Number of total employees and number of full-time employees;	43
	(xii) Production or service rendering capacity and current utilization, where applicable.	44
SECTION (IV) (B)(7)	DESCRIPTION OF PROPERTY	45-49
	The prospectus shall contain the following information in respect of plants and property, namely;	
	(a) Location of the principal plants and other property of the company and the condition thereof	46-48
	(b) Whether the property is owned by the company or taken on lease;	48
	(c) If the property is owned by the company, whether there is a mortgage or other type of lien on the property, with name of the mortgagor;	49
SECTION (V) (B)(8)	PLAN OF OPERATION AND DISCUSSION OF FINANCIAL CONDITION:	50-63
	(a) If the issuer has not started its commercial operation, the company's plan of operations for the period which would be required to start commercial operation shall be described in the prospectus	52

(b)	If the issuer had been in operation, revenue from operation from each of the last three years, the issuer's financial position, changes in financial position and results of operations for each of the last three years shall be given in the prospectus which shall, among others, include the following information, to the extent material, namely;	
	(i) Internal and external sources of cash;	52-54
	(ii) Any material commitments for capital expenditure and expected sources of funds for such expenditure;	54
	(iii) Causes for any material changes from period to period in income, cost of goods sold, other operating expenses and net income;	54-55
	(iv) Any seasonal aspects of the company's business;	55
	(v) Any known trends, events or uncertainties that shall have a material effect on the company's future business;	55
	(vi) Any change in the assets of the company used to pay off any liabilities;	55
	(vii) Any loan taken by the issuer from its holding/parent company or subsidiary company or loan given to aforesaid company, giving full details of the same;	55
	(viii) Any future contractual liabilities the company might enter into within next one year, and the impact, if any, it would have on the company's financial fundamentals;	56
	(ix) The estimated amount, where applicable, of future capital expenditure	56
	(x) Any VAT, income tax, customs duty or other tax liability which is yet to be paid, including any contingent liabilities stating why the same was not paid prior to the issuance of the prospectus;	56-57
	(xi) Details of any operating lease the company has entered into during the five years preceding the issuance of the prospectus, clearly indicating terms of the lease and how the company proposes to liquidate such lease;	58
	(xii) Any financial commitment, including lease commitment, the company had entered into during the past five years, giving details as to how the liquidation was or is to be in effect;	58

	(xiii) Details of all personnel related schemes for which the company has to make provision for in future years;	59
	(xiv) Break down of all expenses connected with the QIO showing specifically:	60-61
	(i) fee of issue manager; and	
	(ii) fee of underwriter;	
	(xv) If the issuer has revalued any of its assets, the name, qualification, work done to date by the valuer and the reason for the revaluation, showing the value of the assets prior to the revaluation, itemizing separately each asset revalued in a manner which shall facilitate comparison between the historical value and the amount shown after revaluation and giving a summary of the valuation report;	61
	(xvi) Where the issuer is a holding/subsidiary company, there shall be full disclosure in the prospectus about the transactions, including its nature and amount, between it and its subsidiary/holding company or associate companies, including transactions which have taken place within the last five years of the issuance of the prospectus or the date of incorporation of the issuer company, whichever is earlier, clearly indicating whether the issuer company is a debtor or a creditor;	61
	(xvii) Where the issuer is a banking company, insurance company, non-banking financial institution, a declaration by the board of directors shall be included in the prospectus stating that all requirements as specified in the ব্যাংক কোম্পানী আইন, ১৯৯১ (১৯৯১ সালের ১৪নং আইন), আর্থিক প্রতিষ্ঠান আইন, ১৯৯৩ (১৯৯৩ সালের ২৭নং আইন), বীমা আইন, ২০১০ (২০১০ সনের ১৩নং আইন) have been adhered to;	62
	(xviii) A special report from the auditors regarding any allotment of shares to the directors and subscribers to the Memorandum of Association and Articles of Association for any consideration otherwise than for cash;	63
	(xix) Any material information, which is likely to have an impact on the offering or change the terms and conditions under which the offer has been made to the public.	63

SECTION (VI) (B)(9)	DIRECTORS AND OFFICERS		64-73
	(a)	Name, age, qualification, experience and position of each of the directors of the company and any person nominated to be a director, showing the period for which, the nomination has been made and the name of the organization which has nominated him;	65-66
	(b)	The date on which he first became a director and the date on which his current term of office shall expire	67
	(c)	If any director is also a director of another company or owner or partner of any other concern, the names of such organizations;	67
	(d)	Any family relationship among directors and top five officers;	68
	(e)	Short bio-data of each director;	69-70
	(f)	Neither the company nor any of its directors of the issuer is loan defaulter in terms of the CIB report of the Bangladesh Bank	71
	(g)	Name with position, educational qualification, date of joining in the company, last five years' experience of the Chief Executive Officer, Chief Financial Officer, Company Secretary, Advisers, Consultants, Additional and Deputy Managing Directors and All Departmental Heads.	72-73
SECTION (VII) (B) (10)	INVOLVEMENT OF DIRECTORS AND OFFICERS IN CERTAIN LEGAL PROCEEDINGS:		74-75
	The following events shall be described in the prospectus, if they have occurred during the last ten years, namely:		
	(a)	Any bankruptcy petition filed by or against any company of which any officer or director of the issuer company filing the prospectus was a director, officer or partner at the time of the bankruptcy;	75
	(b)	Any conviction of director, officer in a criminal proceeding or any criminal proceeding pending against him;	75
	(c)	Any order, judgment or decree of any court of competent jurisdiction against any director, officer permanently or temporarily enjoining, barring, suspending or otherwise limiting the involvement of any director or officer in any type of business, securities or banking activities;	75
	(d)	Any order of the Bangladesh Securities and Exchange Commission, or other regulatory authority or foreign financial regulatory authority, suspending or otherwise limiting the involvement of	75

	any director or officer director in any type of business, securities or banking activities.	
SECTION (VIII) (B) (11)	CERTAIN RELATIONSHIP AND RELATED TRANSACTIONS	76-79
	(a) Any director or executive officer of the issuer;	77
	(b) Any director or officer;	77
	(c) Any person owning 5% or more of the outstanding shares of the issuer;	78
	(d) Any member of the immediate family (including spouse, parents, brothers, sisters, children, and in-laws) of any of the above persons;	78
	(e) Any transaction or arrangement entered into by the issuer or its subsidiary for a person who is currently a director or in any way connected with a director of either the issuer company or any of its subsidiaries/holding company or associate concerns, or who was a director or connected in any way with a director at any time during the last three years prior to the issuance of the prospectus	78
	(f) Any loans either taken or given from or to any director or any person connected with the director, clearly specifying details of such loan in the prospectus, and if any loan has been taken from any such person who did not have any stake in the issuer, its holding company or its associate concerns prior to such loan, rate of interest applicable, date of loan taken, date of maturity of loan	78
	(g) Any director holding any position, apart from being a director in the issuer company, in any company, society, trust, organization, or proprietorship or partnership firm;	79
	(h) All interests and facilities enjoyed by a director, whether pecuniary or non-pecuniary.	79
SECTION (IX) (B) (12)	EXECUTIVE COMPENSATION	80-82
	(a) The total amount of remuneration paid to the top five salaried officers of the issuer in the last accounting year and the name and designation of each such officer;	81
	(b) Aggregate amount of remuneration paid to all directors and officers as a group during the last accounting year;	81
	(c) The amount of remuneration paid to any director who was not an officer during the last accounting year;	82

	(d)	Any contract with any director or officer providing for the payment of future compensation;	82
	(e)	If the issuer intends to substantially increase the remuneration paid to its directors and officers in the current year, appropriate information regarding thereto.	82
SECTION (X) (B) (13)		OPTIONS GRANTED TO DIRECTORS, OFFICERS AND EMPLOYEES	83-84
		TRANSACTIONS WITH THE DIRECTORS AND SUBSCRIBERS TO THE MEMORANDUM	85-87
SECTION (XI) (B) (14)	(a)	The names of the directors and subscribers to the memorandum, the nature and amount of anything of value received by the issuer during the last five years or to be received by each of the above persons, directly or indirectly, from the issuer and the nature and amount of any assets, services or other consideration received or to be received by the issuer shall be stated in the prospectus;	86-87
	(b)	Any assets were acquired or are to be acquired from the aforesaid persons, the amount paid for such assets and the method used to determine the price shall be mentioned in the prospectus, and if the assets were acquired by the said persons within two years prior to their transfer to the issuer, the cost thereof paid to the subscribers to the memorandum shall also have to be shown therein.	87
SECTION (XII) (B) (15)		TANGIBLE ASSETS PER SHARE:	88-89
		The prospectus shall show the net tangible asset backing per unit of the securities being offered at the date of the latest statement of financial position contained or referred to in the prospectus	89
SECTION (XIII) (B) (16)		OWNERSHIP OF THE COMPANY'S SECURITIES	90-96
	(a)	The prospectus shall disclose, in tabular form, the name and address of any person who owns, beneficially or of record, 5% or more of the securities of the issuer, indicating the number of securities owned, whether they are owned beneficially or of record, and the percentage of the securities represented by such ownership;	91
	(b)	There shall also be a table in the prospectus showing the number of shares of the issuer's securities owned by each director, each of the top ten salaried officers, and all other officers as a group, indicating the percentage of outstanding shares represented by the shares owned.	92
	(c)	Provision for lock-in as per these Rules.	92

	(d)	Statement of Securities to be locked in for each shareholder along with BO account number, lock in period and number of securities to be locked-in.	96
		DETERMINATION OF OFFERING PRICE:	97-98
	(a)	If ordinary shares are being offered, the factors to be considered in determining the offering price shall be set forth in the prospectus;	98
SECTION (XIV) (B) (17)	(b)	(i) net asset value per share at historical or current costs;	98
		(ii) earning-based-value per share calculated on the basis of weighted average of net profit after tax for immediately preceding five years or such shorter period during which the issuer was in commercial operation;	
		(iii) projected earnings-based- value per share calculated on the basis of weighted average of projected net profit after tax for the immediate next three accounting years as per the issuer's own assessment duly certified by the auditor of the issuer;	
		(iv) valuation multiple of similar stock or industry average (e.g., P/E multiple, etc.) in case of IQIO or if issuance is the RQIO, weighted average market price per share of common stock of the issuer for one year prior to such RQIO; and	
		(v) All other factors with justification which have been considered by the issuer for fixing the premium: Provided that premium on QIO shall not exceed the amount of premium charged on shares issued (excluding the bonus shares) within immediately preceding one year.	
SECTION (XV) (B) (18)		DESCRIPTION OF SECURITIES OUTSTANDING OR BEING OFFERED	99-101
SECTION (XVI) (B) (19)		FINANCIAL STATEMENTS	102-182
SECTION (XVII) (B) (20)		APPLICATION PROCEDURE	183-184
SECTION (XVIII) (B) (21)		ADDITIONAL DISCLOSURE	185-195

"This prospectus may be obtained from the issuer company, issue manager, underwriters and stock exchange(s)" (B)(3)(b)

The address and telephone number of the company, the issue manager, the underwriters, the auditor and the stock exchange(s). (B)(3)(C)

ISSUER

Name & Address	Contact	Contact Person
Leo ICT Cables PLC Plot: 37 (1st Floor, 2A), Road: 06, Block: D, Niketon, Gulshan-1, Dhaka-1212, Bangladesh	Tel: +88 02 22286676	Md. Mosharraf Hossain
	Fax: N/A	
	E-mail: info@leoictcables.com	Chief Financial Officer (CFO)
	Website: https://www.leoictcables.com	

ISSUE MANAGER

Name & Address	Contact	Contact Person
AAA Finance & Investment Ltd. Green Trade Point (11th Floor), 7 Mohakhali C/A, Bir Uttam AK Khandakar Rd, Dhaka-1212	Tel: +88 02 48814750-1	Md. Khalid Hossain
	Fax: +88 02 48814754	
	E-mail: info@aaafinancebd.com	Managing Director (Acting)
	Website: www.aaafinancebd.com	

UNDERWRITER

Name & Address	Contact	Contact Person
AAA Finance & Investment Ltd. Green Trade Point (11th Floor), 7 Mohakhali C/A, Bir Uttam AK Khandakar Rd, Dhaka-1212	Tel: +88 02 48814750, 48814751	Md. Khalid Hossain
	Fax: +88 02 48814754	
	E-mail: info@aaafinancebd.com	Managing Director (Acting)
	Website: www.aaafinancebd.com	

AUDITOR

Name & Address	Contact	Contact Person
Ashraf Uddin & Co. Chartered Accountants Green Satmahal (10 th Floor) 206-208, Wireless, Mogbazar, Dhaka-1217, Bangladesh.	Tel: +8802 222242506, +880-2-9554301	Mohammad Shabbir Hossain, FCA Partner
	E-mail: : info@aucbd.com	
	Website: https://www.aucbd.com/	

STOCK EXCHANGES

Name & Address	Contact	Contact Person
Dhaka Stock Exchange PLC DSE Tower, Road: 21, House: 46, Nikunja, Dhaka-1229, Bangladesh.	Tel: +880241040189-200, +8809666702070, Ext - 1030	Md. Mahfuzur Rahman, AGM Research & Information Department
	Fax: +88 02 9564727, +88 02 9569755	
	E-mail: imdsp@dse.com.bd	
	Website: www.dsebd.org	
Chittagong Stock Exchange PLC CSE Building, 1080, Sheikh Mujib Road Agrabad, Chittagong- 4100, Bangladesh.	Tel: +88 031 714632-3	M. Shaifur Rahman Mazumdar, FCA, FCMA Managing Director
	Fax: +88 031 714101	
	E-mail: info@cse.com.bd	
	Website: www.cse.com.bd	

SECTION (I)(B)(4)

**RISK FACTORS AND MANAGEMENT'S PERCEPTION
ABOUT THE RISKS**

SECTION CONTENTS	
(a)	Interest rate risks;
(b)	Exchange rate risks;
(c)	Industry risks;
(d)	Market and technology-related risks;
(e)	Potential or existing government regulations;
(f)	Potential changes in global or national policies;
(g)	History of non-operation, if any;
(h)	Operational risks; and
(i)	Risk relating to secondary trading of securities.

An investment in equity involves a risk. Investors should carefully consider all the information in this Information Memorandum, including the risks and uncertainties described below, before making an investment in our equity shares. Any of the following risks as well as other risks and uncertainties discussed in this Information Memorandum could have a material adverse effect on business, financial conditions and results of operations. In addition, the risks set out in this Information Memorandum may not be exhaustive and additional risks and uncertainties, not presently known to us, or which we currently deem immaterial, may arise or become material in the future. Unless otherwise stated in the relevant risk factors set forth below, we are not able to specify or quantify the financial or other risks mentioned herein.

Note: The risk factors as predict by the management along with the proposals to address the risk, if any, unless specified or quantified in the relevant risk factors below, we are not in a position to quantify the financial implication of any of the risks described in this section. Some of the risk factors that of Leo ICT Cables PLC is discussed below along with the management perception about the related risks

Interest rate risks;

(B)(4)(a)

Interest/financial charges are paid against any kind of borrowed fund. Volatility in money market and increased demand for loan presses interest rate structure to be fixed at high. Raising of interest rate increases the cost of fund for a Company, which has borrowed fund, and consequently profit is squeezed.

Management perception:

The management of The Company is always aware of the interest rates at which the debts of The Company are being financed. Management finances both long-term & short-term funds at competitive rates. The Company has been repaying borrowed funds on a continuous basis to reduce such interest rate risk. The present trend of interest rate is negative which is favorable for the company.

Exchange rate risks

(B)(4)(b)

The Company is exposed to foreign exchange risk since they are dependent on imported raw materials cost from foreign markets.

Management perception:

The amount of exchange gains or loss arisen based on foreign currency exchange rate on importing of raw materials.

Industry rate risks

(B)(4)(c)

The products of Leo ICT Cables PLC are sold in local market. Any economic recession, changes in national income and other related factors may cause to decline the market demand of the Company products.

Management Perception:

Leo ICT Cables PLC always gives values to its customers' satisfaction. Therefore, expert team dedicates their research work to respond any changes in customer's demand and product diversifications. Now a day Fiber Optic Cable's products have huge demand in local market.

Market and technology-related risks

(B)(4)(d)

Market risks refer to the risk of adverse market conditions affecting the sales and profitability of the company. Such as, shortage in raw material supplies, inefficient labor supplies, fall in product demand, etc. which signifies the adverse external and internal business environment. Those types of risks may hamper the success of the business. Technological development may make the old machineries obsolete which may hamper the profitability of The Company overall business.

Management perception:

Strong brand loyalty of the company's products to its customers has enabled the company to capture significant market share in the sector. In addition, the company is continuously penetrating into the market and upgrading the quality of the products to minimize the market risks. Leo ICT Cables PLC is always aware of technological advancement in the industry and adopt very timely to keep the operational efficiency at the highest achievable level. The management frequently visit the other foreign factories with similar line of business and technological fair in abroad for up-gradation of technological and/or software.

Potential or existing government regulations

(B)(4)(e)

The Company operates under Companies Act, Taxation policy adopted by NBR, Bangladesh Securities and Exchange Commission (BSEC)'s Rules and Rules adopted by other regulatory bodies. Any abrupt changes of the policies formed by those bodies will impact the business of The Company adversely.

Management perception:

Economy of Bangladesh has been developing over the decades because of business-friendly Rules and Regulations adopted by the various regulatory bodies of the country. Unless any adverse policies are taken, which may materially affect the industry as a whole, the business of The Company will not be affected.

Government emphasizes on the growth of local industry to meet the local need. Yet the promoters and the sponsors have endeavor to convince the policy makers for adopting favorable terms and conditions, which will eventually help the industry to compete with the low-cost locations in the global arena and to save foreign currency.

Potential changes in global or national policies

(B)(4)(f)

Risk related to potential changes in global or national policies determine the political instability and the associated deterioration of law-and-order stand in the way of timely implementation of the projects. Changes in existing global or national policies can have either positive or negative impacts for the Institutions. The performance of the institute will be hindered by such unavoidable circumstance both in Bangladesh and global market in case any such issues occur

Management perception:

Over the last decade the macro economy of Bangladesh has developed consistently; country's GDP has increased remarkably and living standard of the people has been higher. Most importantly, Government spending and public and private communication have increased exponentially. All these macroeconomic features indicate larger economic activities in the country. Consequently, demand for the commercial vehicles has increased in multiple times. Leo ICT Cables PLC management perceives that this economic trend will continue in the foreseeable future which will see good business profitability in the days to come.

History of non-operation, if any;

(B)(4)(g)

History of non-operation indicates weak operational management of the company. Non-operation leads to negative cash flow, incurring of losses and bankruptcy in worst case scenario.

Management Perception:

We know if operation is closed for one day it can hamper supply of product to our valued customers. In the forthcoming future, we will not compromise with non- operation. Our company started commercial operation from 2018 and the company was in non-operative state for almost up to two years which was because the products were in development stage which and therefore there were no revenue. Considering the leather industry at world perspective, our sponsors have adequate background and experience. We have own power supply back up with generator and other required support for uninterrupted smooth operation.

Operating risks;

(B)(4)(h)

Operational risk is the risk of losses caused by flawed or failed processes, policies, systems or events that disrupt business operations. Due to the operational risk organization's people and processes may incur errors and contribute to ineffective operations.

Management Perception:

By evaluating operational risk, Leo ICT Cables PLC is always aware about practical remedial steps, which should be emphasized to eliminate exposures and ensure successful responses. We are also aware about monetary loss, competitive disadvantage, employee- or customer-related problems, and business failure related to operational risk.


Risk relating to secondary trading of securities

(B)(4)(i)

The issue price will be determined on the basis of applicable law and may not be indicative of the market price for the Equity Shares after the Issue. The market price of the Equity Shares could be subject to significant fluctuations after the Offer, and may decline below the Issue Price.

Management perception:

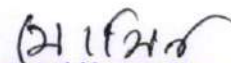
Leo ICT Cables PLC is a growing and profitable Company. The demand of its product is increasing extensively day by day in domestic market and abroad. It has efficient management and manpower with adequate experience and knowledge of its product and business. So, it is not risky in investing securities in Leo ICT Cables PLC with comparison to other available investment options.



Md. Khalid Hossain
Managing Director (Acting)
AAA Finance & Investment Ltd.



Md. Mosharraf Hossain
Chief Financial Officer (CFO)
Leo ICT Cables PLC.



Md. Momenul Haque Momen
Managing Director
Leo ICT Cables PLC.

SECTION (2)(B)(5)

USE OF PROCEEDS

SECTION CONTENTS	
(a)	The prospectus shall show how the net proceeds of the offering shall be used, indicating the amount to be used for each purpose;
(b)	The prospectus shall also include a schedule mentioning the stages of implementation and utilization of funds received through public offering, mentioning about the approximate date of completion of the project and the projected date of full commercial operation. The schedule shall be signed by the chief executive officer and the chief financial officer of the issuer;
(c)	If there are contracts covering any of the activities of the issuer company for which the proceeds of sale of securities are to be used, such as contracts for the purchase of land or contracts for the construction of buildings, the prospectus shall disclose the terms of such contracts, and copies of the contracts shall be filed with the commission as annexure to the prospectus.

The prospectus shall show how the net proceeds of the offering shall be used, indicating the amount to be used for each purpose; (B)(5)(a)

Details of the use of IQIO fund is given in the following table:

Sl. No.	Particular	Amount in Taka
1	Working Capital Management	66,925,000
2	IQIO expenses (estimated)	3,075,000
Total BDT		70,000,000

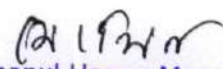
Use of net proceeds of the amount indicating the amount to be used for each purpose with head wise break up:

i) Working Capital Management:

SL.	Particulars		Amount
1	Raw Materials of Fiber Optic Cables	44.83%	30,000,000
2	Raw Materials of Lithium-Ion Battery	55.17%	36,925,000
Total			66,925,000



Md. Khalid Hossain
Managing Director (Acting)
AAA Finance & Investment Ltd.


Md. Mosharraf Hossain
Chief Financial Officer (CFO)
Leo ICT Cables PLC.


Md. Momenul Haque Momen
Managing Director
Leo ICT Cables PLC.

LC Planning of Raw Materials of Fiber Optic Cable							
SL	Raw Materials Name		Unit	Quantity	Price (USD)	Amount (USD)	Amount (BDT 123/USD)
01	Optical Fiber (Colored)	Blue	KM	7,509.60	2.70	62,324.64	76,65,930.72
02		Orange	KM	7,509.60			
03		Green	KM	3,780.00			
04		Brown	KM	3,780.00			
05		White	KM	100.80			
06		Gray	KM	100.80			
07		Red	KM	50.40			
08		Black	KM	50.40			
09		Yellow	KM	50.40			
10		Violet	KM	50.40			
11		Pink	KM	50.40			
12		Aqua	KM	50.40			
Total =			KM	23,083.20			
HDPE (Borouge)			KG	1,00,000.00	1.11	1,11,000.00	1,36,53,000.00
PBT			KG	10,000.00	1.45	14,500.00	17,83,500.00
Jelly Compound			KG	8,000.00	1.71	13,651.08	16,79,082.72
FRP (Fiber-Reinforced Polymer)		0.8 mm	KM	6,148.80	3.15	19,368.72	23,82,352.56
		1.0 mm	KM	6,148.80	3.75	23,058.00	28,36,134.00
Total =						2,43,902.44	3,00,00,000.00


Md. Khalid Hossain
Managing Director (Acting)
AAA Finance & Investment Ltd.



Md. Mosharraf Hossain
Chief Financial Officer (CFO)
Leo ICT Cables PLC.


Md. Momenul Haque Momen
Managing Director
Leo ICT Cables PLC.

LC Planning of Raw Materials of Lithium-Ion Battery						
SL	Raw Materials Name	Unit	Quantity	Price (USD)	Amount (USD)	Amount (BDT 123/USD)
01	Lithium Iron Phosphate Cell, F602000C-50Ah	PCS	15,000	8.00	1,20,000.00	1,47,60,000.00
02	BMS-15S LFP 100A, ZP16S005	PCS	800	26.00	20,800.00	25,58,400.00
03	BMS-15S LFP 120A, ZP16S005	PCS	800	29.00	23,200.00	28,53,600.00
04	Printed Circuit Board (loded)15S_80A	PCS	800	26.00	20,800.00	25,58,400.00
05	Printed Circuit Board (loded)15S_120A	PCS	800	29.00	23,200.00	28,53,600.00
06	Printed Circuit Board (loded)19S_100A	PCS	800	32.00	25,600.00	31,48,800.00
07	Terminal, Positive/Negative	PCS	800	2.78	2,222.40	2,73,355.20
08	Battery Meter	PCS	1,000	4.18	4,184.55	5,14,699.29
09	Charger 48V 20A	PCS	800	39.59	31,670.16	38,95,429.82
10	Charger 60V 20A	PCS	700	40.75	28,526.14	35,08,715.69
Total =					3,00,203.25	3,69,25,000.00


Md. Khalid Hossain
Managing Director (Acting)
AAA Finance & Investment Ltd.



Md. Mosharraf Hossain
Chief Financial Officer (CFO)
Leo ICT Cables PLC.



Md. Momenul Haque Momen
Managing Director
Leo ICT Cables PLC.

(ii) QIO Expense (estimated)

Particulars	Basis of Calculation	Amount in BDT
A. Bangladesh Securities & Exchange Commission (BSEC) Fees:		120,000
Application Fee	Fixed	50,000
Consent Fee	0.10% on the QIO amount	70,000
B. Fees related to listing with the Stock Exchanges:		654,960
Draft Prospectus Scrutiny Fee to DSE & CSE	BDT 25,000 each	50,000
Initial Listing Fee to DSE & CSE	0.10% up to BDT 10 crore Paid-up Capital	200,000
	0.05% on the rest of Paid-up Capital	295,800
Annual Listing Fee for DSE & CSE	0.025% on BDT 10 Crore	50,000
	0.01% on the rest of Paid-up Capital	59,160
C. CDBL Fees and Expenses:		677,644
Security Fee	Fixed	500,000
Documentation Fee	Fixed	2,500
Annual Fee	Fixed	100,000
Connection Fee (1 year)	Tk. 500 Per Month	6,000
Demat Fee	BDT.00003 of Pre-QIO Paid up Capital	9,774
QIO Fee	0.015% of issue size + 0.015% of Pre-QIO paid up capital	59,370
D. Manager to the Issue Fees:		575,000
Issue Management Fee	Lower of 1% of the QIO amount or Tk.500,000	500,000
VAT on Issue Management Fee	15% on the total Issue Management Fee	75,000
E. QIO related Fees:		250,125
Underwriting Commission	Commission 0.50% on underwritten amount	87,500
VAT on Underwriting Commission	15% on the total Underwriting Commission	13,125
Audit and Certification Fee	(Estimated; to be paid at actual)	130,000


Md. Khalid Hossain
Managing Director (Acting)
AAA Finance & Investment Ltd.


Md. Mosharraf Hossain
Chief Financial Officer (CFO)
Leo ICT Cables PLC.



Md. Momenul Haque Momen
Managing Director
Leo ICT Cables PLC.

15% vat on Audit Certification	15% on the total audit certification fee	19,500	
F. Printing & Post-QIO Expenses:			797,271
Publication of Prospectus	Estimated 500+ copies (To be paid at actual)	300,000	
Electronic Subscription System	(Estimated; to be paid at actual)	200,000	
Post Issue Management fee	(Estimated; to be paid at actual)	200,000	
Stationery and Other Expenses	(Estimated; to be paid at actual)	97,271	
Grand Total			3,075,000

NB: Actual costs may be varied if the above-mentioned estimates differ and will be adjusted accordingly.


Md. Khalid Hossain
Managing Director (Acting)
AAA Finance & Investment Ltd.


Md. Mosharraf Hossain
Chief Financial Officer (CFO)
Leo ICT Cables PLC.


Md. Momenul Haque Momen
Managing Director
Leo ICT Cables PLC.

The prospectus shall also include a schedule mentioning the stages of implementation and utilization of funds received through public offering, mentioning about the approximate date of completion of the project and the projected date of full commercial operation. The schedule shall be signed by the chief executive officer and the chief financial officer of the issuer;

(B)(5)(b)

Utilization of Fund Received through Initial Qualified Investor Offering along with Schedule Mentioning the Stages of Implementation

We will utilize the total proceeds from the issuance of 7,000,000 ordinary shares of Tk. 10 each at par totaling Tk. 70,000,000 as per the following schedule:

SL. No.	Utilization of Fund	Amount to be Utilized	Progress So Far Made	Schedule of Implementation
				Approximate date of Completion
1.	Working Capital Management	66,925,000	To Be Utilized after receiving the IQIO fund	Within 6 months of receiving the IQIO fund
2.	IQIO expenses	3,075,000		Within 30 days of receiving the IQIO fund
	Total	70,000,000		

Sd/.

Md. Momenul Haque
Momen

Managing Director

Sd/.

Md. Mosharraf Hossain
Chief Financial Officer


Date: 12 October 2025
Place: Dhaka

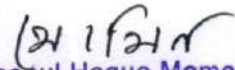
If there are contracts covering any of the activities of the issuer company for which the proceeds of sale of securities are to be used, such as contracts for the purchase of land or contracts for the construction of buildings, the prospectus shall disclose the terms of such contracts, and copies of the contracts shall be filed with the commission as annexure to the prospectus.

(B)(5)(c)

The company has not made any type of such contact.


Md. Khalid Hossain
Managing Director (Acting)
AAA Finance & Investment Ltd.


Md. Mosharraf Hossain
Chief Financial Officer (CFO)
Leo ICT Cables PLC.


Md. Momenul Haque Momen
Managing Director
Leo ICT Cables PLC.

SECTION (3)(B)(6)

DESCRIPTION OF BUSINESS

SECTION CONTENTS	
(a)	The date on which the issuer company was incorporated and the date on which it commenced operations and the nature of the business which the company and its subsidiaries are engaged in or propose to engage in shall be stated in the prospectus;
(b)	The prospectus shall contain the information in respect of its business operation, for example:
(i)	The principal products or services of the company and the markets for such products or services;
(ii)	If the company has more than one product or service, the relative contribution to sales and income of each product or service that accounts for more than 10% of the company's total revenues;
(iii)	Names of associates, subsidiary/related holding company and their core areas of business;
(iv)	How the products or services are distributed;
(v)	Competitive conditions in the business;
(vi)	Sources and availability of raw materials and the names of the principal suppliers;
(vii)	Sources of, and requirement for, power, gas and water; or any other utilities;
(viii)	Names of the customers who purchase 10% or more of the company's products /services;
(ix)	Description of any contract which the company has with its principal suppliers or customers showing the total amount and quantity of transaction for which the contract is made and the duration of the contract;
(x)	Description of any material patents, trademarks, licenses or royalty agreements;
(xi)	Number of total employees and number of full-time employees;
(xii)	Production or service rendering capacity and current utilization, where applicable.

The date on which the issuer company was incorporated and the date on which it commenced operations and the nature of the business which the company and its subsidiaries are engaged in or propose to engage in shall be stated in the prospectus;

(B)(6)(a)


Description of Business:

Leo ICT Cables PLC was incorporated as a Private Limited Company registered in Bangladesh on 19 March 2018, vide-registration no. C-143848/2018 under Companies Act 1994. Leo ICT Cables PLC (Leo Fiber™) is one of the largest ICT Hardware (Fiber Optic Cable, ONU/Router & Lithium-Ion batteries) manufacturers in Bangladesh, located in Kaliakoir Hi-Tech Park, Kaliakoir, Gazipur—a key project of the Bangladesh Hi-Tech Park Authority (BHTPA).

The company is dedicated to delivering export-quality products, setting a new benchmark in both domestic and international markets. To maintain the highest production standards and meet customer demands, all machinery & raw materials are sourced from renowned global suppliers.

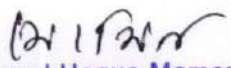
Date of Incorporation	:	19 March 2018
Commercial Operation	:	The company has started its operation as Private Limited Company.
Nature of Business	:	<p>Leo ICT Cables PLC (Fiber Optic Cable, ONU & Lithium Ion Battery) is leading prominent manufacturers in Bangladesh.</p> <p>Leo factory is located in 1.6 acre allotted land at Kaliakoir Hi-Tech Park, Gazipur, at present the company has been completed total floor space of 45,000 sft (Ground floor 30,000 sft & 1st Floor 15,000 sft.) on the ground floor 3 production lines for Fiber Optic Cable & 1st floor 1 Production line for Lithium Ion Battery have been manufacturing. Besides, the company has constructed the basement floor with another 30,000 sft floor space, Totaling of 75,000 sft. With the current resources and premise structure, the company has a daily capacity of 300 Km of cable production, with an annual capacity of more than 90,000 Km. 328 Pcs of production, with an annual capacity of more than 1,20,000 Pcs. Daily capacity 52 Pcs of Lithium-Ion Battery production, with an annual capacity of more than 15,600 Pcs.</p>
Subsidiary Company	:	The company has no subsidiary or holding company.

Leo ICT Cables PLC factory at Kaliakoir Hi-Tech Park, Gazipur;




Md. Khalid Hossain
Managing Director (Acting)
AAA Finance & Investment Ltd.


Md. Mosharraf Hossain
Chief Financial Officer (CFO)
Leo ICT Cables PLC.


Md. Momenul Haque Momen
Managing Director
Leo ICT Cables PLC.

The prospectus shall contain the information in respect of its business operation, for example

(B)(6)(b)

Leo FIBER

Leo ONU

HQ LITHIUM ION BATTERY
A product of Leo ICT Cables PLC.









Leo লিও আইসিটি কেবলস প্রাইভেট লিমিটেড
Leo ICT Cables PLC.
FIBER Confident With Quality


The principal products or services of the company and the markets for such products or services;

(B)(6)(b)(i)

Principal Products and Services of the Company:

Products	Picture	Markets
Fiber Optic Cables Specifications;		
12 Core Leo Fiber <ul style="list-style-type: none"> Physical Properties: Optical Fiber G652D (Colored). 12 Nos Cable OD: 6.7 MM 		<p>Leo ICT Cables Ltd. produce the ICT/ Networking cables to large and renowned Internet Service Providers (ISPs) across different region of Bangladesh. Currently, the major customers are from Dhaka, Chittagong, Khulna, Narayanganj, Gazipur, and Feni Districts. All the customers are from domestic market. In future the company is planning to export to major economies across the globe</p>
6 Core Leo Fiber <ul style="list-style-type: none"> Physical Properties: Optical Fiber G652D (Colored): 6 Nos Cable OD: 6.5 MM 		
4 Core Leo Fiber <ul style="list-style-type: none"> Physical Properties: Optical Fiber G652D (Colored): 4 Nos Cable OD: 6.5 MM 		

<p>2 Core Leo Fiber</p> <ul style="list-style-type: none"> Physical Properties: Optical Fiber G652D (Colored): 2 Nos Cable OD: 5.4 MM 		
<p>Optical Network Unit (ONU) / Router</p> <p>Specifications:</p> <p>Power: Passive Optical Network (PON)</p> <ul style="list-style-type: none"> Loss of Signal (LOS) <p>Alarm: Yes</p> <ul style="list-style-type: none"> Local Area Network (LAN): Supported 		
HQ Lithium-Ion Battery Specification;		
Lithium-Ion Battery 48V 50A		
Lithium-Ion Battery 48V 100A		
Lithium-Ion Battery 48V 150A		
Lithium-Ion Battery 60V 100A		
Lithium-Ion Battery 12V 100A		
Lithium-Ion Battery 12V 150A		

Lithium-Ion Battery 12V 200A		
<p>Lithium-ion (Li-ion) batteries are known for their high energy density and low self-discharge rate. The primary components that contribute to the functionality of a Li-ion battery include:</p> <ul style="list-style-type: none"> • Positive Electrode (+): The anode, typically made of materials such as graphite. • Negative Electrode (-): The cathode, often composed of lithium metal oxide. • Electrolyte: A medium that allows the flow of ionic charge between the anode and cathode, facilitating the chemical reactions necessary for battery operation. 		

Last Three Years Turnover of Leo ICT Cables PLC Company are as under:

Particular	30 June 2025	30 June 2024	30 June 2023	30 June 2022
Turnover	368,990,169	299,997,565	206,896,882	147,621,602

Future prospects in local market:

Overall demand of the industry products is increasing day by day. For better quality and competitive price of the products, the Company is in the advantageous position and has opportunity of expanding its project in future. The Company's own market survey states that the demands of the products of Leo ICT Cables PLC are also increasing with the increases demand of the market.

The prospect for **fiber optic cables** in Bangladesh are promising due to rapid urbanization, rising demand for high-speed internet, and supporting government initiatives

- Bangladesh is pushing hard to expand **fiber-optic** networks. As of October 2024,

- ~173,845 km of fibre optic cables have been deployed. As of October 2024, the total number of ISP and PSTN users in Bangladesh has reached 13.74 million, of which the number was 12.49 million in October 2023, with an annual growth rate of 10%. The total fiber optic deployment has reached 173,845 km, and the total network bandwidth has reached 6,600 Gbps.
- **Expansion projects** in 2022, the government announced a plan to connect every village with fiber optic cable by 2025, aiming to deliver high-speed internet to rural areas.
- **National Fibre Bank:** A new initiative announced in July 2025 will create a national "fibre optic bank" to consolidate the unused fiber networks of state-owned entities like Bangladesh Railway and the Power Grid Company of Bangladesh (PGCB). This is expected to lower costs, increase internet speed, and boost the national digital economy.
- **Infrastructure sharing:** Recent regulations now permit state-owned entities like PGCB and Bangladesh Railway to expand and lease their fiber networks to other telecom operators, increasing competition and reducing infrastructure redundancy.
- **Policy reform:** New telecommunications policies in 2025 aim to streamline regulations, encourage fair competition, and promote network sharing.

Market drivers:

- **Growing demand:** As part of the "Digital Bangladesh" initiative, there is increasing demand from consumers, businesses, and educational institutions for high-speed internet, driven by the expansion of e-commerce, digital services, and IT-enabled services.
- **Mobile network upgrades:** Fiber optic expansion is critical for a full-fledged 4G and 5G rollout. With Bangladesh planning for nationwide 5G, connecting more mobile towers with fiber is essential for delivering low-cost, high-quality services.
- **Private sector investment:** Both private and public entities are investing in expanding fiber optic networks. Local companies produce a wide array of cables, and regulatory reforms are designed to attract further international investment.
- **Market growth:** The ISP market is growing significantly, fueled by the demand for fixed broadband. Revenue from this sector is projected to contribute a growing share of the overall telecom market.

The Bangladesh **Lithium-ion Battery** Market size is estimated at USD 297.88 million in 2025, and is expected to reach USD 435.06 million by 2030, at a CAGR of 7.87% during the forecast period (2025-2030).

- During the forecast period, the market in Bangladesh is likely to be driven by government incentives for renewable energy, which works better when combined with LIBs, the legalization of electric three-wheel vehicles, and the shift of telecom operators away from lead-acid batteries and toward LIBs.
- However, the import dependency on other countries (which are not self-reliant in lithium-ion battery production) will likely restrain the Bangladesh lithium-ion battery market during the forecast period.

- Bangladesh wants to eliminate cars with internal combustion engines and replace them with electric cars to reduce pollution and rely less on fossil fuels. EVs prefer lithium-ion battery technology for propulsion over other kinds of batteries. This is likely to present opportunities in the market soon

If the company has more than one product or service, the relative contribution to sales and income of each product or service that accounts for more than 10% of the company's total revenues;	(B)(6)(b)(ii)
---	----------------------

The Company has no product or service that accounts for more than 10% of the Company's total revenues.

Names of associates, subsidiary/related holding company and their core areas of business;	(B)(6)(b)(iii)
--	-----------------------

The company neither has any associate or subsidiary company nor it is operated under any holding.

How the products or services are distributed;	(B)(6)(b)(iv)
--	----------------------

The complete Production & distribution flowchart of Leo ICT Cables PLC is given below:



SUPPLIERS – The raw materials are all supplied by the Chinese vendors. They are all renowned vendors who are in business for decades and have good reputation in terms of quality in their domestic and exporting zones.

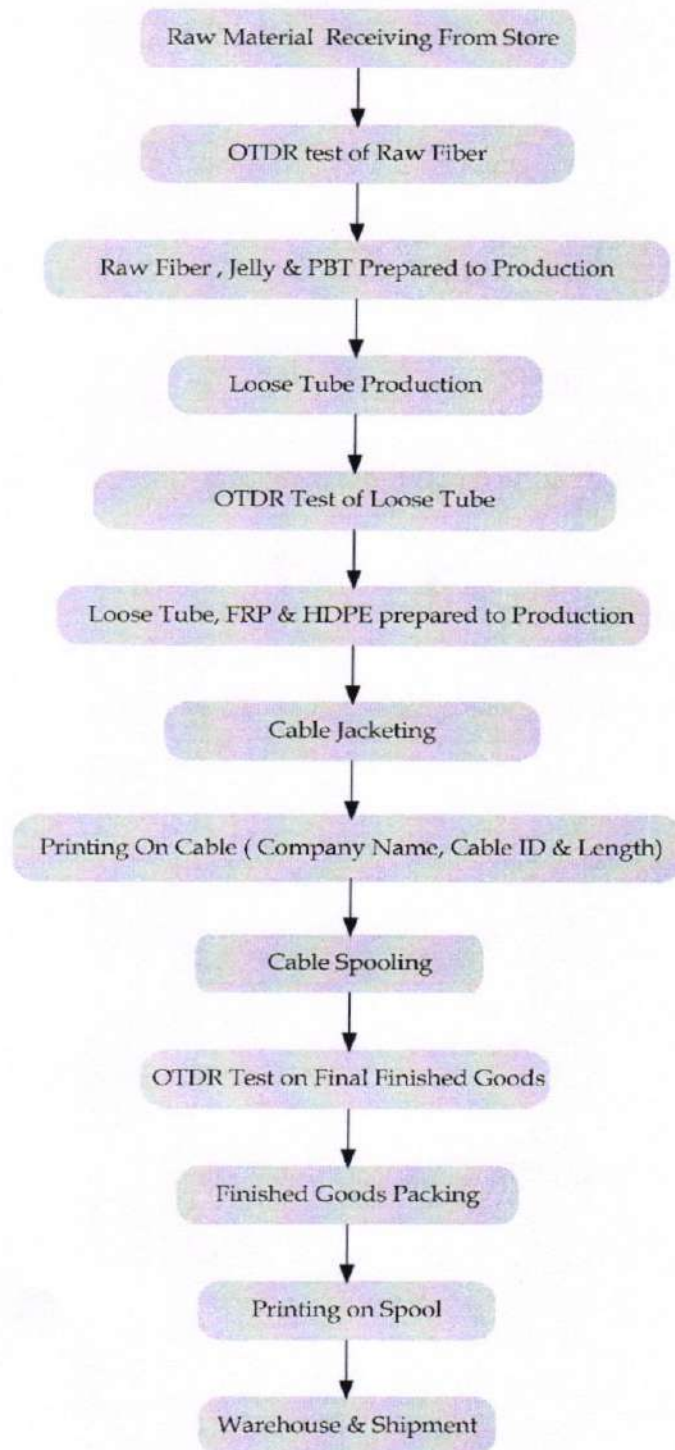
BONDED WAREHOUSE – Raw materials are then stored in the bonded warehouse in the factory area. Storage is kept till the requirement for further production.

PRODUCTION – Raw materials are always processed for advanced production facility. Inputs are given to the machineries with the support of labor force of 40, and technical support of the installed infrastructure. The outputs are then stored before dispatched for sales.

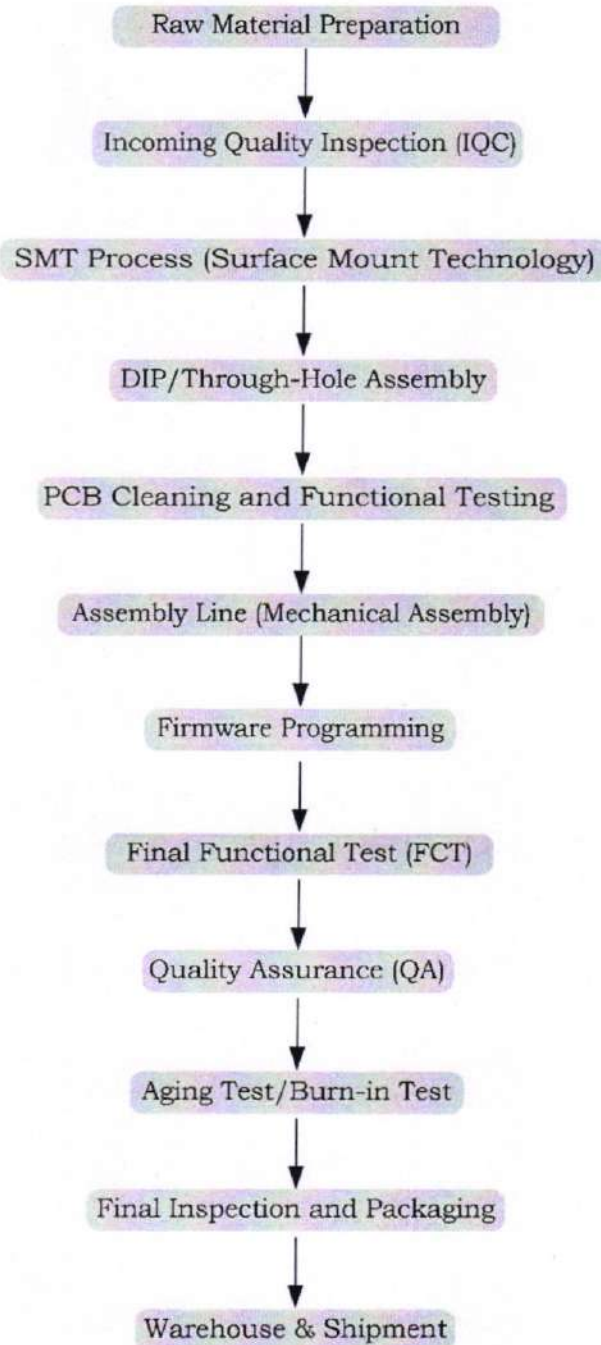
DISTRIBUTION – The distribution work is being conducted by the company-owned marketing workforce. No third-party support is being taken. For better and faster distribution during the expansion phase, third party support could be called for if necessary.

CUSTOMERS – The current customer base consists of Internet Service Providers (ISPs) and customer list is given in the Appendix section. In future the business plans to increase the sales across the country and also overseas. Future prospects include Summit Communications, Fiber@Home, Ministry of Posts, Telecommunication and Information Technologies (ICT Division) and Ministry of Railways.

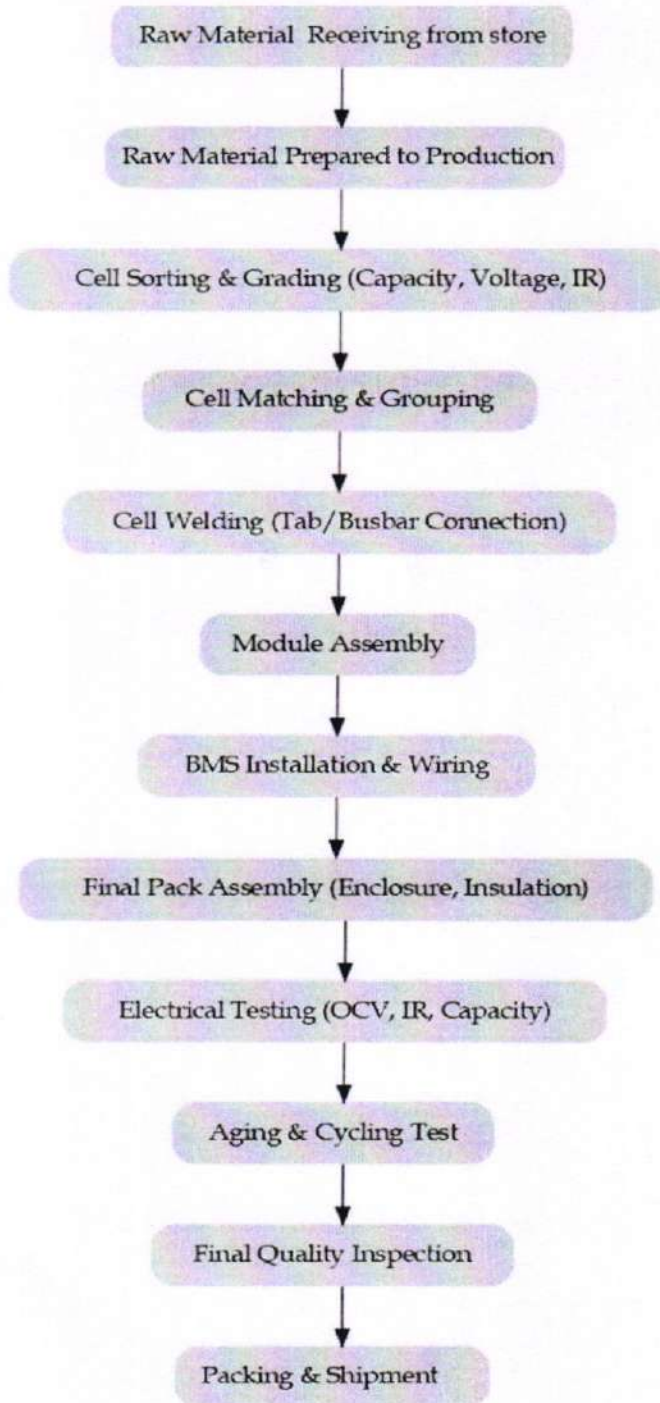
Leo Fiber Optic Cable Production Flow Chart



ONU Production Flow Chart



HQ Lithium Ion Battery Production Flow Chart



Competitive conditions in the business;

(B)(6)(b)(v)

The Company operates in a highly competitive business. The major Approx. Market size of all types of cartons and major players and competitors of the Company are as follows:

Name of the Listed Company	Turnover as at 30 June 2024
BBS Cables PLC.	3,85,945,278
Eastern Cables Ltd.	750,775,035

Name of the Non-Listed Company	Turnover as at June 2025
Bangladesh Cable Shilpa Ltd.	25 Crore
Poly Cable Industries Ltd.	35 Crore
OFS Cable Industries Ltd.	30 Crore
CLARON FIBEROPTICS (BD) PVT LTD.	40 Crore
Keman Indo Bangla Cable Pvt Ltd.	40 Crore

Sources and availability of raw materials and the names of the principal suppliers;

(B)(6)(b)(vi)

Main Raw materials of Leo ICT Cables PLC is fiber optic cable. The Company Procure raw materials from overseas as well as local market. List of the Principal suppliers and address are mentioned below:

Sl. No	Name of Suppliers	Brand Name	Address of Suppliers
Import	Borouge Pte Ltd.	Borouge	1 George Street #18-01 Singapore. Country of Origin (U.A.E)
	BLS Polymers Ltd.	BLS	604, Indra Prakash Building, 21, Barakhamba Road, New Delhi-110001, India.
	Nangtong GELD Technology Co. Ltd.	Nangtong	Floor 3, Building 5, Huilin Comerceial Plaza, No. 198, Jimei Road, Chen Qiao Street, Chongchuan, District, Nantong City, Jianshu, China.
	Hengtong Global Business Co., Ltd.	Hengtong	Rooms 2201-03, 22/F., World Wide House, 19 Des Voeux Road Central, Hong Kong.
	Yoke Technology (Shanghai) Co., Ltd.	Yoke Technology	Room No 513, No. 179 Liannong Road, Minhang District, Shanghai, China 201108
	Shanghai Qianyi Science & Technology Co. Ltd.	Qianyi	Building 6, 218 Zhongde Road, Xiaokunshan Town, Songjiang District, Shanghai, China
	Ranying Intelligent Technology (Henan) Co., Ltd.	Henan	No. 819, East Unit, No.6, Shenglong, Tianhui, No.126, Songshan, North Road, Zhongyuan District, Zhengzhou City, Henan Province

Local	Allbright	Allbright	Head Office: House- 13, Road-03/A, Green City 1, Mohammadpur, Dhaka. Corporate Office: Holding-33/A, Road-04, Dhanmondi, Dhaka-1205, Bangladesh. Mobile: 0131000424, 01670219096, 01912327910 Mail: allbright2023@gmail.com
	Joynal Plastic Industry	Joynal Plastic	H# 242/59, Dogair New Town, Signboard Road, Demra, Dhaka. Phone: +880244613217, Mobile: 01670219096, 01722644413.
	Messrs.Azgar Plastic	Azgar Plastic	Lohar Bridge Slope, Rahmat Bagh, Match Factory Lane, Ashrafabad, Kamrangirchar, Dhaka-1310. Mobile: 01777444309, 01683312563
	Sikder Plastic	Sikder Plastic	Lohar Bridge Slope, Rahmat Bagh, Match Factory Lane, Ashrafabad, Kamrangirchar, Dhaka-1310. Mobile: 01777444309
	Global Plastic	Global Plastic	Office: 109/1-A, East Bashaboo, Sabujbag, Dhaka. Factory: Ashrafabad, Kamrangirchar, Dhaka-1310. Mobile: 01819165586.
	Baten Plastic	Baten Plastic	Proprietor: Md. Jahangir Alam Bashteil Bazar, Mirzapur, Tangail. Mobile: 01768767187

Sources of, and requirement for, power, gas and water; or any other utilities;			(B)(6)(b)(vii)
SL. No.	Description	Source	Current Requirement Monthly (Average)
1	Electricity	Bangladesh Rural Electrification Board- BREB	56,000 kw
2	Water	In house Submersible	124,000 Ltr.
3	Diesel	Filing Station	1,000 Ltr

1st preferred option – Electricity, 2nd preferred option – Water and 3rd Option – Diesel

Names of the customers who purchase 10% or more of the company's products /services;

(B)(6)(b)(viii)

The company's products or services are sold to various customers. There is no single customer who provides 10% or more of the Company's total revenue.

Seller	Types of Product
ICT Ministry (Vendor of Various Projects)	Fiber Optic Cable & ONU/Router
BRAC Net Limited	
Access Tel	
Paramount Communications	
D Core Solutions	
SAB Corporation	
Flow Line Solutions	
Ten IT Source	
Quick Link Technology	
R&G Communication	
BD Pon Technology	
Desh Enterprise	
Dhaka Network	
SS Electronic	
BN Technology	
Four Net Solution	
Winer Communication	
Prime Trade International	Lithium Ion Battery
Mahmud Engineering	
Bhai Bhai Traders	
MB Motors	
M/S Shihab Enterprise	
M/S Abdullah Traders	
A One Plus Trading	
Battery Gallery	
M/S Star Fiber Industries	
M/S BSN Trade International	
JMC Trade Link	

Description of any contract which the company has with its principal suppliers or customers showing the total amount and quantity of transaction for which the contract is made and the duration of the contract;

(B)(6)(b)(ix)

The company has not entered any contract with its principal supplier customers.

Declaration regarding contract with principal suppliers or customers

We, on behalf of the Board of Directors certify that the Leo ICT Cables PLC did not enter into contract with its principal suppliers or customers.

Sd/-

Sd/-

Sd/-

.....
Chief Financial Officer

.....
Managing Director

.....
Chairman

Place: Dhaka

Date: 12 October 2025

Description of any material patents, trademarks, licenses or royalty agreements;

(B)(6)(b)(x)

The Company obtained Trademark certification from Department of Patents, Designs & Trademarks - Ministry of Industries, Bangladesh.

Number of total employees and number of full-time employees;

(B)(6)(b)(xi)

The company has total of 61 full-time permanent employees as on June 30, 2025 details are as follows:

Salary (Monthly)	Factory	Head Office	Total Employees
Above BDT 10,000	20	39	59
Below BDT 10,000	1	1	2
Total	21	40	61


Md. Khalid Hossain
Managing Director (Acting)
AAA Finance & Investment Ltd.


Md. Mosharraf Hossain
Chief Financial Officer (CFO)
Leo ICT Cables PLC.


Md. Momenul Haque Momen
Managing Director
Leo ICT Cables PLC.

Production or service rendering capacity and current utilization, where applicable (B)(6)(b)(xii)

Particulars	Product	Existing			Projected	
		2023	2024	2025	2026	2027
Installed Capacity (KM)	Fiber optic cables	60,000	60,000	90,000	1,20,000	1,20,000
Actual Production (KM)		4,298	13,239	11,889	50,000	70,000
Capacity Utilized (%)		7.00%	22.06%	13.21%	42.00%	59.00%

Particulars	Product	Existing			Projected	
		2023	2024	2025	2026	2027
Installed Capacity (PCS)	ONU/ Router	100,000	120,000	120,000	1,50,000	2,00,000
Actual Production (PCS)		53,307	55,923	76,948	1,00,000	1,50,000
Capacity Utilized (%)		53.30	46.60%	64.12%	56.67	75%

Particulars	Product	Existing			Projected	
		2023	2024	2025	2026	2027
Installed Capacity (PCS)	Lithium Battery	-	-	15,600	31,200	46,800
Actual Production (PCS)		-	-	455	15,000	25,000
Capacity Utilized (%)		-	-	2.92%	48.00%	54.00%

Rationale to Achieve:

The Company has projected that the capacity utilization will be increased due to installation of new machineries as well as increase in market demand for the industries. The company will have its remaining capacity to meet the additional market demand for products.


SECTION (4)(B)(7)

DESCRIPTION OF PROPERTY

SECTION CONTENTS	
	The prospectus shall contain the following information in respect of plants and property, namely;
(a)	Location of the principal plants and other property of the company and the condition there of;
(b)	Whether the property is owned by the company or taken on lease;
(c)	If the property is owned by the company, whether there is a mortgage or other type of lien on the property, with name of the mortgagor;
(d)	If the property is taken on lease, the expiration date of the lease with name of the lessor.


Md. Khalid Hossain
Managing Director (Acting)
AAA Finance & Investment Ltd.


Md. Mosharraf Hossain
Chief Financial Officer (CFO)
Leo ICT Cables PLC.


Md. Momenul Haque Momen
Managing Director
Leo ICT Cables PLC.


Location of the principal plants and other property of the company and the condition thereof;

(B)(7)(a)

Plant and Machinery list:

Fiber Optic Cable Plant			
Sl. No	Name of the Machine	Quantity	Location
01	Sheathing Line-1	1	Factory Floor
02	Sheathing Line-2 Armour	1	Factory Floor
03	Sheathing Line-3	1	Factory Floor
04	Loose Tube Machine Line	1	Factory Floor
05	Pre-Heating & Mixer Machine	1	Factory Floor
06	Re-Spooling Machine	3	Factory Floor
07	Cooling Tower 50 TR	1	Factory Floor
08	OTDR	1	QC
09	Splicer	3	QC
10	Fiber Cleaver	2	QC
11	Water Pump 5.5kW	3	Factory Floor
12	Water Pump 1.5kW	3	Factory Floor
13	Hand Trolley 2 Ton	2	Factory Floor
14	Calculator	5	Factory Floor
15	Welding Machine	1	Factory Floor
16	Grinding Machine	2	Factory Floor
17	Drill Machin-Iron	1	Factory Floor
18	Drill Machin-Hamar	1	Factory Floor
19	Tool Box with Tools	1	Factory Floor
20	LPG Cylinder	1	Factory Floor
21	Socket box wrench	1	Factory Floor
22	Socket wrench Mini	1	Factory Floor
23	Open Ring Spanner Set	1	Factory Floor
24	Pipe Wrenches	3	Factory Floor
25	Adjustable Wrenches	3	Factory Floor
26	Online UPS 400kVA	1	Factory Floor
27	Online UPS 5kVA	1	Factory Floor
28	Multimeter	1	Factory Floor
29	High Speed Cutter	1	Factory Floor
30	Lesar Printer	3	Factory Floor
31	Ink jet Printer	2	Factory Floor
32	Fire extinguisher	21	Factory Floor
33	Fire Bucket Stand	2	Factory Floor
34	Plasma Processor	2	Factory Floor
35	Marking Printer	1	Factory Floor


Md. Khalid Hossain
Managing Director (Acting)
AAA Finance & Investment Ltd.


Md. Mosharraf Hossain
Chief Financial Officer (CFO)
Leo ICT Cables PLC.


Md. Momenul Haque Momen
Managing Director
Leo ICT Cables PLC.

Lithium-Ion Battery Plant			
SL No	Name of the Machine	Quantity	Location
01	Assembly Line (Double-Deck)	1	Factory 1st Floor
02	Battery Pack Tester 120V, 120V-10 Channels	2	Factory 1st Floor
03	Cell Tester 5V, 100A-48 Channels	1	Factory 1st Floor
04	Battery IR Tester -300V	2	Factory 1st Floor
05	BMS Tester 32 Series	1	Factory 1st Floor
06	Laser Printing Machine (Battery)	1	Factory 1st Floor
07	Spot Welding Machine	1	Factory 1st Floor
08	Laser Printing Machine	1	Factory 1st Floor
09	Air Compressor Machine 4.5KW	1	Factory 1st Floor
10	Air Compressor Machine 0.75Kw	1	Factory 1st Floor
11	Air Compressor Machine 15 KM	1	Factory 1st Floor
12	Air Dryer 1.5	1	Factory 1st Floor
13	Air Reservoir Tank 1000L	1	Factory 1st Floor
14	Splicer	1	Factory 1st Floor
15	Plasma Machine	1	Factory 1st Floor
16	Plasma Machine	1	Factory 1st Floor
17	Plasma Machine	1	Factory 1st Floor
18	Hand Trolley	1	Factory 1st Floor
19	Tool Box	1	Factory 1st Floor
20	Manual Reset Box	2	Factory 1st Floor
21	Hot & Glue Gun	4	Factory 1st Floor
22	Silicon Gun	1	Factory 1st Floor
23	Digital Scale	1	Factory 1st Floor
24	Digital Torque Wrench	3	Factory 1st Floor
25	DC Hand Drill	1	Factory 1st Floor
26	AC Hand Drill	2	Factory 1st Floor
27	Clamp on Meter	2	Factory 1st Floor
28	Digital AVO Meter	2	Factory 1st Floor
29	Wind Drill	3	Factory 1st Floor
30	Separator Cutter	1	Factory 1st Floor

Buildings:

SL	Summary	Location of Building	Area (Square feet)	Current Use
1	Fiber Optic Cable & ONU	Kaliakoir Hi Tech Park, Kaliakoir, Gazipur-1750	30,000	30,000
2	Lithium Ion Battery	Kaliakoir Hi Tech Park, Kaliakoir, Gazipur-1750	15,000	15,000

Lands:

SL	Summary	Location of Land	Area (Acre)	Current Use
1	Leo ICT Cables PLC	Kaliakoir Hi Tech Park, Kaliakoir, Gazipur-1750	1.60	1.60


Sl. No.	Particulars	Location	Condition of the Property
01	Allotted Lease Land	Registered & Factory Address: Plot: 25 B, Block: 06, Kaliakoir Hi-Tech Park, Kaliakoir, Gazipur-1750	Lease Land is in good condition
02	Building & Civil Works	Registered & Factory Address: Plot: 25 B, Block: 06, Kaliakoir Hi-Tech Park, Kaliakoir, Gazipur-1750	Building is in good condition
03	Plant and Machinery	Registered & Factory Address: Plot: 25 B, Block: 06, Kaliakoir Hi-Tech Park, Kaliakoir, Gazipur-1750	Working in Good Condition
04	Furniture & Fixtures	Corporate Office: Plot: 37 (1st Floor, 2A), Road: 06, Block: D, Niketon, Gulshan-1, Dhaka-1212, Bangladesh Registered & Factory Address: Plot: 25 B, Block: 06, Kaliakoir Hi-Tech Park, Kaliakoir, Gazipur-1750	Working in Good Condition
05	Office Equipment	Corporate Office: Plot: 37 (1st Floor, 2A), Road: 06, Block: D, Niketon, Gulshan-1, Dhaka-1212, Bangladesh Registered & Factory Address: Plot: 25 B, Block: 06, Kaliakoir Hi-Tech Park, Kaliakoir, Gazipur-1750	Working in good condition
06	Motor Vehicles	Corporate Office: Plot: 37 (1st Floor, 2A), Road: 06, Block: D, Niketon, Gulshan-1, Dhaka-1212, Bangladesh Registered & Factory Address: Plot: 25 B, Block: 06, Kaliakoir Hi-Tech Park, Kaliakoir, Gazipur-1750	Operating in good condition

Whether the property is owned by the company or taken on lease;	(B)(7)(b)
---	-----------

All properties as mentioned in Fixed Assets Schedule are owned by the Company. Except land which is taken by lease.


Md. Khalid Hossain
Managing Director (Acting)
AAA Finance & Investment Ltd.


Md. Mosharraf Hossain
Chief Financial Officer (CFO)
Leo ICT Cables PLC.


Md. Momenul Haque Momen
Managing Director
Leo ICT Cables PLC.

If the property is owned by the company, whether there is a mortgage or other type of lien on the property, with name of the mortgagor;

(B)(7)(c)

There are no Mortgages or Other Types of Liens against the Properties Owned by the Company.


If the property is taken on lease, the expiration dates of the lease with name of the lessor.

(B)(7)(d)

The contractual term of the lease is 40 years commencing from the commencement date of 24th of October, 2019 and ending on 24 October 2059 and the name of the Lessor is Bangladesh Hi-Tech Park Authority (BHTPA).


Md. Khalid Hossain
Managing Director (Acting)
AAA Finance & Investment Ltd.


Md. Mosharraf Hossain
Chief Financial Officer (CFO)
Leo ICT Cables PLC.


Md. Momenul Haque Momen
Managing Director
Leo ICT Cables PLC.


SECTION (5)(B)(8)

**PLAN OF OPERATION AND DISCUSSION OF FINANCIAL
CONDITION**

SECTION CONTENTS	
(a)	If the issuer has not started its commercial operation, the company's plan of operations for the period which would be required to start commercial operation shall be described in the prospectus which shall, among others, include:
(i)	Projected financial statements up to the year of commercial operation certified by the auditor of the issuer; and
(ii)	Any expected significant changes in the number of employees.
(b)	If the issuer had been in operation, revenue from operation from each of the last three years, the issuer's financial position, changes in financial position and results of operations for each of the last three years shall be given in the prospectus which shall, among others, include the following information, to the extent material, namely;
(i)	Internal and external sources of cash;
(ii)	Any material commitments for capital expenditure and expected sources of funds for such expenditure;
(iii)	Causes for any material changes from period to period in income, cost of goods sold, other operating expenses and net income;
(iv)	Any seasonal aspects of the company's business;
(v)	Any known trends, events or uncertainties that shall have a material effect on the company's future business;
(vi)	Any change in the assets of the company used to pay off any liabilities;
(vii)	Any loan taken by the issuer from its holding/parent company or subsidiary company or loan given to aforesaid company, giving full details of the same;
(viii)	Any future contractual liabilities the company might enter into within next one year, and the impact, if any, it would have on the company's financial fundamentals;
(ix)	The estimated amount, where applicable, of future capital expenditure;

(x)	Any VAT, income tax, customs duty or other tax liability which is yet to be paid, including any contingent liabilities stating why the same was not paid prior to the issuance of the prospectus;
(xi)	Details of any operating lease the company has entered into during the five years preceding the issuance of the prospectus, clearly indicating terms of the lease and how the company proposes to liquidate such lease;
(xii)	Any financial commitment, including lease commitment, the company had entered into during the past five years, giving details as to how the liquidation was or is to be in effect;
(xiii)	Details of all personnel related schemes for which the company has to make provision for in future years;
(xiv)	Break down of all expenses connected with the QIO showing specifically: <ul style="list-style-type: none"> (i) fee of issue manager; and (ii) fee of underwriter;
(xv)	If the issuer has revalued any of its assets, the name, qualification, work done to date by the valuer and the reason for the revaluation, showing the value of the assets prior to the revaluation, itemizing separately each asset revalued in a manner which shall facilitate comparison between the historical value and the amount shown after revaluation and giving a summary of the valuation report;
(xvi)	Where the issuer is a holding/subsidiary company, there shall be full disclosure in the prospectus about the transactions, including its nature and amount, between it and its subsidiary/holding company or associate companies, including transactions which have taken place within the last five years of the issuance of the prospectus or the date of incorporation of the issuer company, whichever is earlier, clearly indicating whether the issuer company is a debtor or a creditor
(xvii)	Where the issuer is a banking company, insurance company, non-banking financial institution, a declaration by the board of directors shall be included in the prospectus stating that all requirements as specified in the ব্যাংক কোম্পানি আইন, ১৯৯১ (১৯৯১ সালের ১৪নং আইন), আর্থিক প্রতিষ্ঠান আইন ১৯৯৩ (১৯৯৩ সালের ২৭নং আইন), বীমা আইন ২০১০ (২০১০ সনের ১৩নং আইন) have been adhered to;
(xviii)	A special report from the auditors regarding any allotment of shares to the directors and subscribers to the Memorandum of Association and Articles of Association for any consideration otherwise than for cash;
(xix)	Any material information, which is likely to have an impact on the offering or change the terms and conditions under which the offer has been made to the public.


Md. Khalid Hossain
Managing Director (Acting)
AAA Finance & Investment Ltd.


Md. Mosharraf Hossain
Chief Financial Officer (CFO)
Leo ICT Cables PLC.


Md. Momenul Haque Momen
Managing Director
Leo ICT Cables PLC.

If the issuer has not started its commercial operation, the company's plan of operations for the period which would be required to start commercial operation shall be described in the prospectus which shall, among others, include:

(B)(8)(a)

Leo ICT Cables PLC Company has started its commercial operation on 19th March 2018. Hence, such information would not be applicable to the company.

If the issuer had been in operation, revenue from operation from each of the last three years, the issuer's financial position, changes in financial position and results of operations for each of the last three years shall be given in the prospectus which shall, among others, include the following information, to the extent material, namely;

(B)(8)(b)

The revenue of the company, results from the last four years, the financial position of the last three years, and the cash flow of the last three years is given in the following tables:

REVENUE AND RESULTS FROM				
(Amounts in BDT)				
Particulars	30-June-25	30-June-24	30-June-23	30-June-22
Revenue	368,990,169	299,997,565	206,896,882	147,621,602
Cost of Goods Sold	(288,029,661)	(245,911,522)	(175,307,593)	107,230,196
Gross Profit	80,960,508	54,086,043	31,589,289	40,391,406
Selling & Administration	(20,395,561)	(11,942,010)	(12,113,20)	26,978,729
Finance cost	(4,725,279)	(7,067,167)	(5,645,485)	4,919,343
Operating Profit	55,839,468	34,504,582	13,830,597	8,493,334
Net Profit before tax	52,281,452	32,881,739	13,838,529	9,634,510
Net Profit after tax	49,811,965	30,943,085	11,696,404	9,634,510
Earnings per Share (EPS)	1.67	2.94	2.34	1.93


FINANCIAL POSITION				
Particulars	30-June-25	30-June-24	30-June-23	30-June-22
Non-Current Assets	373,227,774	242,128,435	230,955,221	200,391,610
Current Assets	222,291,090	170,809,841	115,310,211	83,747,771
Total Assets	595,518,865	412,938,276	346,265,432	284,139,381
Non-Current Liabilities	33,039,203	23,903,783	49,398,406	54,584,400
Current Liabilities	96,342,380	65,414,172	189,251,460	133,425,336
Total Liabilities	129,381,583	88,317,955	238,649,866	188,009,736
Total Equity	466,137,281	324,620,321	107,615,566	96,129,644
NAV per share	14.31	12.59	21.52	19.23

CHANGES IN EQUITY				
Particulars	30-June-25	30-June-24	30-June-23	30-June-22
Paid-up Capital	325,800,000	257,896,670	50,000,000	50,000,000
Share Premium	56,966,665	33,165,000	-	-
Retained Earnings	83,370,616	33,558,651	57,615,566	46,129,644

CASH FLOWS				
Particulars	30-June-25	30-June-24	30-June-23	30-June-22
Net Cash flow from operating activities (CFO)	5,230,367	11,991,325	(96,543,984)	534,384
Net Cash flow from investing activities (CFI)	(150,537,091)	(25,392,568)	(32,751,907)	(37,172,263)
Net Cash flow from financing activities (CFF)	128,149,316	34,321,080	129,005,603	38,023,083
CFO per Share	0.18	1.14	(19.31)	0.11


Md. Khalid Hossain
Managing Director (Acting)
AAA Finance & Investment Ltd.


Md. Mosharraf Hossain
Chief Financial Officer (CFO)
Leo ICT Cables PLC.


Md. Momenul Haque Momen
Managing Director
Leo ICT Cables PLC.

Internal and external sources of cash;

(B)(8)(b)(i)

INTERNAL SOURCES OF CASH				
Particulars	30-June-25	30-June-24	30-June-23	30-June-22
Share Capital	325,800,000	257,896,670	50,000,000	50,000,000
Retained Earnings	83,370,616	33,558,651	57,615,566	46,129,644
Sub-Total	409,170,616	291,455,321	107,615,566	96,129,644
EXTERNAL SOURCES OF CASH				
Particulars	30-June-25	30-June-24	30-June-23	30-June-22
Long Term Loan	15,844,351	7,862,632	35,210,731	31,340,535
Short Term Loan	9,465,115	-	5,393,207	15,000,000
Sub-Total	25,309,466	7,862,632	40,603,938	31,340,535
Grand Total	434,480,082	299,317,953	148,219,504	127,470,179

Any material commitments for capital expenditure and expected sources of funds for such expenditure;

(B)(8)(b)(ii)

The Company has not yet made any material commitment for capital expenditure except for those that are mentioned under the head "Use of Proceeds" from the IQIO fund.

Causes for any material changes from period to period in income, cost of goods sold, other operating expenses, and net income;

(B)(8)(b)(iii)

Leo ICT Cables PLC has used the accounting heads as per its Audited accounts to represent the changes mentioned in the above clause, as well as other operating expenses and net income.

Particulars	30-Jun-25	30-Jun-24	30-Jun-23	30-Jun-22
Revenue	368,990,169.00	299,997,565.00	206,896,882.00	147,621,602.00
Change of %	23%	45%	40%	-
Cost of goods sold	288,029,661.00	245,911,522.00	175,307,593.00	107,230,196.00
Change of %	17%	40%	63%	-
Operating Expenses	25,121,040.00	19,581,460.00	17,758,692.00	31,898,072.00
Change of %	28%	10%	-44%	-
Net Income	49,811,965.00	30,943,085.00	11,696,404.00	9,634,510.00
Change of %	61%	165%	21%	-

Causes for any changes from period to period-in revenues, cost of goods sold, other operating expenses and net income areas under:

Revenue:

Leo ICT Cables PLC has demonstrated a commendable upward trajectory in sales revenue, indicative of effective performance in a competitive market. The consistent increase in production capacity has allowed the company to align with rising market demand effectively. Recent data suggests an upward sales trend, although at a slightly reduced rate, following growth rates of 45% in 2024 and 40% in 2023.

Cost of Goods Sold:

The cost of goods sold history is suggesting that there were no material changes in the COGS accounts of Leo ICT Cables PLC. It has been proportionately increasing with the increase of sales with the changes of year. COGS is rising, but its growth slowed from 40% (2024) and 63% (2023).

Operating expenses:

The year-on-year operating expenses are proportionately increasing due to a rise in the volume of turnover provided to the customers.

Net Profit After Tax: Net income has shown a consistent upward trend, from 9,634,510 in June 2022 to 49,811,965 in June 2025, with changes of 21%, 165%, and 61% respectively. Hence, revenue growth consistently outstrips increases in COGS and operating expenses, it will naturally lead to higher net income. However, improved cost control measures in COGS and operating expenses support better profit margins.

Any seasonal aspects of the company's business; (B)(8)(b)(iv)

There is no significant seasonal aspect of the Company's business.

Any known trends, events or uncertainties that shall have a material effect on the company's future business; (B)(8)(b)(v)

There are no known trends, events or uncertainties that may effect on the future business of the Company except the following:

1. Changes in government policy.
2. Political unrest situation.
3. Natural calamities.

Any change in the assets of the company used to pay off any liabilities; (B)(8)(b)(vi)

No asset of the Company has been disposed to pay off any liability.

Any loan taken by the issuer from its holding/parent company or subsidiary company or loan given to aforesaid company, giving full details of the same; (B)(8)(b)(vii)

There is no loan taken by the issuer from its holding/parent company or subsidiary company or loan given to aforesaid company, in fact Leo ICT Cables PLC no holding/parent company or subsidiary company.


Md. Khalid Hossain
Managing Director (Acting)
AAA Finance & Investment Ltd.


Md. Mosharraf Hossain
Chief Financial Officer (CFO)
Leo ICT Cables PLC.


Md. Momenul Haque Momen
Managing Director
Leo ICT Cables PLC.

Any future contractual liabilities the company might enter into within next one year, and the impact, if any, it would have on the company's financial fundamentals; (B)(8)(b)(viii)

The Company has no plan to enter into any future contractual liabilities other than normal course of business within next one year other than as specified in Use of Proceeds of this Prospectus.

The estimated amount, where applicable, of future capital expenditure; (B)(8)(b)(ix)

The Company does not have any plan for capital expenditure with the amount mentioned in the 'use of proceeds' from IQIO fund.

Any VAT, income tax, customs duty or other tax liability which is yet to be paid, including any contingent liabilities stating why the same was not paid prior to the issuance of the prospectus; (B)(8)(b)(x)

Value Added Tax (VAT): The Company has VAT registration number 001487671-0103 it pays VAT in time and submitted return accordingly and therefore the Company has no outstanding VAT as on 30 June 2025 Year wise VAT status of the Company is as under:

Year	Amount in Tk.
2025-2024	17,570,723.89
2024-2023	18,995,058.78
2023-2022	6,181,953.00
2022-2021	5,527,542.84
2021-2020	10,199,945.38


Md. Khalid Hossain
Managing Director (Acting)
AAA Finance & Investment Ltd.


Md. Mosharraf Hossain
Chief Financial Officer (CFO)
Leo ICT Cables PLC.


Md. Momenul Haque Momen
Managing Director
Leo ICT Cables PLC.

Income Tax:

The TIN number of the Company is 389493312888 Year wise income tax status of the Company is depicted below as per the audited accounts of 30 June 2025.

Accounting Year (Income Year)	Assessment year	Income Tax Paid as per return	Demand or Return by Tax Authority	Refund Amount	Total Paid	Status
2025-2024	2025-2026	-	-	-	-	Tax Free SRO No.352 (Kaliakoir Hi-Tech Park)
2024-2023	2025-2024	-	-	-	-	Tax Free SRO No.352 (Kaliakoir Hi-Tech Park)
2023-2022	2024-2023	-	-	-	-	Tax Free SRO No.352 (Kaliakoir Hi-Tech Park)
2022-2021	2023-2022	-	-	-	-	Tax Free SRO No.352 (Kaliakoir Hi-Tech Park)
2021-2020	2021-2022	-	-	-	-	Tax Free SRO No.352 (Kaliakoir Hi-Tech Park)

Customs Duty or other tax liabilities:

There is no customs duty liability of the Company as on June 30, 2025

Contingent Liability:

Leo ICT Cables PLC has no contingent liabilities.

Other Tax Liability:

There is no other tax liability up to June 30, 2025.


Md. Khalid Hossain
Managing Director (Acting)
AAA Finance & Investment Ltd.


Md. Mosharraf Hossain
Chief Financial Officer (CFO)
Leo ICT Cables PLC.


Md. Momenul Haque Momen
Managing Director
Leo ICT Cables PLC.

Details of any operating lease the company has entered into during the five years preceding the issuance of the prospectus, clearly indicating terms of the lease and how the company proposes to liquidate such lease;

(B)(8)(b)(xi)

There is no operating lease in Leo ICT Cables PLC.

Any financial commitment, including lease commitment, the company had entered into during the past five years, giving details as to how the liquidation was or is to be in effect;

(B)(8)(b)(xii)

The Company's financial commitments and lease obligations over the last five years are as follows:

Financial commitment (Long-term):

Name of Institutions	Type of Loan	Total Amount Sanctioned	Rate of Interest	Outstanding Balance as on 30 June 2025
IPDC Finance Limited	Term Loan	2.50 Crore	16.00%	23,353,487
Standard Chartered Bank	Term Loan	1.00 Crore	14.00%	8,873,732

Financial commitment (Short-term):

Name of Institutions	Type of Loan	Total Amount Sanctioned	Rate of Interest	Outstanding Balance as on 30 June 2025
Citizens Bank PLC	LC/LTR	3.00 Crore	16.00%	9,465,115

Finance Lease:

Name of the lessee	Lease term	Rate of interest	Per Sq. Feet Rate	Outstanding Balance as on 30 June 2025
Leo ICT Cables PLC	40 Years	10%	6475	14,466,301
Leo ICT Cables PLC	3 Years	10%	2600	688,486

Details of all personnel related schemes for which the company has to make provision for in future years;

(B)(8)(b)(xiii)

The company considers its human resources as the most valuable assets and the profitability of the company largely depends on the effective and efficient use of human resources. The company provides various benefit packages to its employees in addition to monthly benefit of salary, wages and allowances. Lists of benefits provided for the employees are as follows:

Scheme	Status
Festival Bonus	Yes
Allowances	Yes
Group Insurance Benefit	Yes
Provident Fund	N/A
Annual Best Officer Prize	N/A
Medical Facilities	Yes
Transport Facility	Yes
Canteen Facility	Yes
Over time and Bonus	Yes
Maternity Benefit	N/A
WPPIF	Yes

Break down of all expenses connected with the QIO showing specifically:- (B)(8)(b)(xiv)

- (i) fee of issue manager; and
(ii) fee of underwriter;

Particulars	Basis of Calculation	Amount in BDT
A. Bangladesh Securities & Exchange Commission (BSEC) Fees:		120,000
Application Fee	Fixed	50,000
Consent Fee	0.10% on the QIO amount	70,000
B. Fees related to listing with the Stock Exchanges:		654,960
Draft Prospectus Scrutiny Fee to DSE & CSE	BDT 25,000 each	50,000
Initial Listing Fee to DSE & CSE	0.10% up to BDT 10 crore Paid-up Capital	200,000
	0.05% on the rest of Paid-up Capital	295,800
Annual Listing Fee for DSE & CSE	0.025% on BDT 10 Crore	50,000
	0.01% on the rest of Paid-up Capital	59,160
C. CDBL Fees and Expenses:		677,644
Security Fee	Fixed	500,000
Documentation Fee	Fixed	2,500
Annual Fee	Fixed	100,000
Connection Fee (1 year)	Tk. 500 Per Month	6,000
Demat Fee	BDT.00003 of Pre-QIO Paid up Capital	9,774
QIO Fee	0.015% of issue size + 0.015% of Pre-QIO paid up capital	59,370
D. Manager to the Issue Fees:		575,000
Issue Management Fee	Lower of 1% of the QIO amount or Tk.500,000	500,000
VAT on Issue Management Fee	15% on the total Issue Management Fee	75,000
E. QIO related Fees:		250,125
Underwriting Commission	Commission 0.50% on underwritten amount	87,500

Md. Khalid Hossain
Managing Director (Acting)
AAA Finance & Investment Ltd.

Md. Mosharraf Hossain
Chief Financial Officer (CFO)
Leo ICT Cables PLC.

Md. Momenul Haque Momen
Managing Director
Leo ICT Cables PLC.

VAT on Underwriting Commission	15% on the total Underwriting Commission	13,125	
Audit and Certification Fee	(Estimated; to be paid at actual)	130,000	
15% vat on Audit Certification	15% on the total audit certification fee	19,500	
F. Printing & Post-QIO Expenses:			797,271
Publication of Prospectus	Estimated 500+ copies (To be paid at actual)	300,000	
Electronic Subscription System	(Estimated; to be paid at actual)	200,000	
Post Issue Management fee	(Estimated; to be paid at actual)	200,000	
Stationery and Other Expenses	(Estimated; to be paid at actual)	97,271	
Grand Total			3,075,000

NB: Actual costs may be varied if the above-mentioned estimates differ and will be adjusted accordingly.

If the issuer has revalued any of its assets, the name, qualification, work done to date by the valuer and the reason for the revaluation, showing the value of the assets prior to the revaluation, itemizing separately each asset revalued in a manner which shall facilitate comparison between the historical value and the amount shown after revaluation and giving a summary of the valuation report;	(B)(8)(b)(xv)
--	----------------------

The Company has not revalued any of its assets.

Where the issuer is a holding/subsidiary company, there shall be full disclosure in the prospectus about the transactions, including its nature and amount, between it and its subsidiary/holding company or associate companies, including transactions which have taken place within the last five years of the issuance of the prospectus or the date of incorporation of the issuer company, whichever is earlier, clearly indicating whether the issuer company is a debtor or a creditor;	(B)(8)(b)(xvi)
--	-----------------------

The company does not have any holding/subsidiary company.

Where the issuer is a banking company, insurance company, non-banking financial institution, a declaration by the board of directors shall be included in the prospectus stating that all requirements as specified in the ব্যাংকিং কোম্পানি আইন, ১৯৯১ (১৯৯১ সালের ১৪নং আইন), আর্থিক প্রতিষ্ঠান আইন ১৯৯৩ (১৯৯৩ সালের ২৭ নং আইন), বীমা আইন ২০১০ (২০১০ সনের ১৩নং আইন), have been adhered to;

(B)(8)(b)(xvii)


Not applicable in case of Leo ICT Cables PLC Company, as the company is not a banking company, insurance company, non-banking financial institution.



Md. Khalid Hossain
Managing Director (Acting)
AAA Finance & Investment Ltd.



Md. Mosharraf Hossain
Chief Financial Officer (CFO)
Leo ICT Cables PLC.



Md. Momenul Haque Momen
Managing Director
Leo ICT Cables PLC.

A special report from the auditors regarding any allotment of shares to the directors and subscribers to the Memorandum of Association and Articles of Association for any consideration otherwise than for cash; (B)(8)(b)(xviii)

**CERTIFICATION REGARDING ANY ALLOTMENT OF SHARES TO ANY PERSON
FOR ANY CONSIDERATION OTHERWISE THAN CASH ALONG WITH
RELATIONSHIP OF THAT PERSON WITH THE ISSUER**

This is to certify that; Leo ICT Cables PLC has not allotted any Shares other than Cash except issuance of a Bonus Share as on March 30, 2024, for 5,500,000 Shares @ 10 Tk. each total totaling Tk. 55,000,000 to the existing Shareholders. A table is given below regarding the allotment of shares to any person for any consideration otherwise than cash along with the relationship of that person with the issuer and rationale of the issue price of the shares:

Allotment Date	Basis on Shares		Face Value Tk.	Paid-up Capital in Tk.
	No. of Shares in Cash Consideration	No. of Shares Other than Cash		
Subscription to the Memorandum & Articles of Association at the time of Incorporation	1,000,000	-	10	10,000,000
05.03.2022	4,000,000	-	10	40,000,000
30.03.2024	-	5,500,000	10	55,000,000
30.06.2024	15,289,667	-	10	152,896,670
16.11.2024	4,760,333	-	10	47,603,330
20.11.2024	1,650,000	-	10	16,500,000
26.06.2025	380,000	-	10	3,800,000
Total	32,030,000	5,500,000	10	325,800,000

Place: Dhaka
Date: 19 October 2025


Sd/-
Ashraf Uddin & Co.
Chartered Accountants

Any material information, which is likely to have an impact on the offering or change the terms and conditions under which the offer has been made to the public. (B)(8)(b)(xix)

There is no material information which is likely to have an impact on the offering or change the terms and conditions under which this offer has been made to the public.


Md. Khalid Hossain
Managing Director (Acting)
AAA Finance & Investment Ltd.


Md. Mosharraf Hossain
Chief Financial Officer (CFO)
Leo ICT Cables PLC.


Md. Momenul Haque Momen
Managing Director
Leo ICT Cables PLC.


SECTION (6)(B)(9)

DIRECTORS AND OFFICERS

SECTION CONTENTS	
	The prospectus shall contain the following information in respect of its directors and officers, namely:
(a)	Name, age, qualification, experience and position of each of the directors of the company and any person nominated to be a director, showing the period for which, the nomination has been made and the name of the organization which has nominated him;
(b)	In the case of a director, the date on which he first became a director and the date on which his current term of office shall expire;
(c)	If any director is also a director of another company or owner or partner of any other concern, the names of such organizations;
(d)	Any family relationship among directors and top five officers;
(e)	Short bio-data of each director;
(f)	Neither the company nor any of its directors of the issuer is loan defaulter in terms of the CIB report of the Bangladesh Bank;
(g)	Name with position, educational qualification, date of joining in the company, last five years' experience of the Chief Executive Officer, Chief Financial Officer, Company Secretary, Advisers, Consultants, Additional and Deputy Managing Directors and All Departmental Heads.


Md. Khalid Hossain
Managing Director (Acting)
AAA Finance & Investment Ltd.


Md. Mosharraf Hossain
Chief Financial Officer (CFO)
Leo ICT Cables PLC.


Md. Momenul Haque Momen
Managing Director
Leo ICT Cables PLC.

Name, age, qualification, experience and position of each of the directors of the company and any person nominated to be a director, showing the period for which, the nomination has been made and the name of the organization which has nominated him; (B)(9)(a)

Name of Directors	Father's Name	Age (Years)	Residential Address	Educational Qualification	Experience	Position
Jahanara Begum	Shirajul Islam	72 Years	4B2, House No. 205/4, Road No. 8/C, Niketon, Gulshan-1, Dhaka	HSC	50 Years	Chairman
Md. Momenul Haque Momen	Late Mohammad Jahirul Haque	52 Years	4B2, House No. 205/4, Road No. 8/C, Niketon, Gulshan-1, Dhaka	B.A.	30 Years	Managing Director
Mohammad Mahmudul Haque	Late Mohammad Jahirul Haque	46 Years	Maruf Lipy Tower, 1st Floor, 5/1, Tan Kaliakoir, Near Afaz Uddin School, Kaliakoir, Gazipur-1750.	M.S.S.	20 Years	Director
Musammet Meherunnesa	Late Mohammad Jahirul Haque	42 Years	Flat: 5/C, Building-2, Paradise Maria Garden, House-87, Road-9/C, Sector-5, Uttara, Dhaka	M.A.	20 Years	Director


Md. Khalid Hossain
Managing Director (Acting)
AAA Finance & Investment Ltd.

Md. Mosharraf Hossain
Chief Financial Officer (CFO)
Leo ICT Cables PLC.

Md. Momenul Haque Momen
Managing Director
Leo ICT Cables PLC.

Sabina Yasmin	Abul Hashem Mir	50 Years	Ishaque Garden, Flat: 8AB, Plot No: 88, Road No: 10/1, Block: D, Niketon, Gulshan-1, Dhaka.	B. A	10 Year	Director
Ahmed Muhib Ishtiaq	Md. Reaz Ahmed	29 Years	Ishaque Garden, Flat: 8AB, Plot No: 88, Road No: 10/1, Block: D, Niketon, Gulshan-1, Dhaka.	M.B.A.	8 Years	Director
Wais Huda	Late Shamsul Huda	63 Years	House# 1318, Road: 13, Avenue 02, Mirpur DOHS, Pallabi, Dhaka	Master's in Defense Studies	25 Years	Representative Director of Sandhani life Finance Ltd.


Md. Khalid Hossain
Managing Director (Acting)
AAA Finance & Investment Ltd.


Md. Mosharraf Hossain
Chief Financial Officer (CFO)
Leo ICT Cables PLC.


Md. Momenul Haque Momen
Managing Director
Leo ICT Cables PLC.


In the case of a director, the date on which he first became a director and the date on which his current term of office shall expire; **(B)(9)(b)**

Sl. No.	Name of the Director	Position	Date of first Directorship	Date of Expiration of Current Term
1.	Jahanara Begum	Chairman	29-March-2018	Continuing
2.	Md. Momenul Haque Momen	Managing Director	29-March-2018	Continuing
3.	Mohammad Mahmudul Haque	Director	29-March-2018	Continuing
4.	Sabina Yasmin	Director	29-March-2018	Continuing
5.	Ahmed Muhib Ishtiaq	Director	29-March-2018	Continuing
6.	Musammet Meherunnesa	Director	05-March-2022	Continuing
7.	Wais Huda	Nominee Director of Sandhani Life Finance Limited	15-Dec-2024	Continuing

If any director is also a director of another company or owner or partner of any other concern, the names of such organizations; **(B)(9)(c)**

Name of the Director	Designation	Owner/Partner	Type of Business	Position
		Ownership with other organizations		
Jahanara Begum	Chairman	Partner Leo Commerce	Trading	Partner
Md. Momenul Haque Momen	Managing Director	Managing Partner Leo Commerce	Trading	Managing Partner
Wais Huda	Nominee Director from Sandhani Life Finance Ltd	Sandhani Life Finance Limited	Merchant Bank	Chairman


Md. Khalid Hossain
Managing Director (Acting)
AAA Finance & Investment Ltd.


Md. Mosharraf Hossain
Chief Financial Officer (CFO)
Leo ICT Cables PLC.


Md. Momenul Haque Momen
Managing Director
Leo ICT Cables PLC.

Any family relationship among directors and top five officers;

(B)(9)(d)

Sl. No.	Name	Designation	Relationships
1.	Jahanara Begum	Chairman	Mother of Md. Momenul Haque Momen, Mohammad Mahmudul Haque & Mussammet Meherunnesa
2.	Md. Momenul Haque Momen	Managing Director	Son of Jahanara Begum, Brother of Mohammad Mahmudul Haque & Mussammet Meherunnesa
3.	Mohammad Mahmudul Haque	Director	Son of Jahanara Begum, Brother of Md. Momenul Haque & Mussammet Meherunnesa
4.	Sabina Yasmin	Director	Mother of Ahmed Muhib Ishtiaq
5.	Ahmed Muhib Ishtiaq	Director	Son of Sabina Yasmin
6.	Musammet Meherunnesa	Director	Daughter of Jahanara Begum, Sister of Md. Momenul Haque Momen, & Mohammad Mahmudul Haque
7.	Wais Huda	Nominee Director	He has no family relationship with Leo ICT Cables PLC any directors or sponsors

Short bio-data of each director;

(B)(9)(e)

Sponsor Director & Chairman

Jahanara Begum

Jahanara Begum brings a remarkable 50 years of business experience. She provides strategic leadership, effectively chairs meetings, and ensures the board has accurate and timely information for sound decision-making, facilitates communication, and oversees strategic planning as well as board composition and development. She ensures good governance, upholds the highest standards of integrity, and builds strong relationships with stakeholders to achieve the organization's goals. Jahanara Begum continues to play a vital role in shaping the company's vision and driving sustainable development.

Sponsor Director & Managing Director

Md. Momenul Haque Momen

Md. Momenul Haque Momen is the Managing Director of Leo ICT Cables PLC, bringing extensive experience and a dynamic vision to the company. He has been involved in diverse businesses, including export, import, and medicine manufacturing, with a total of 30 years of business experience.

He leads daily operations, implements strategic plans, and focuses on financial performance, operational efficiency, and stakeholder engagement. With a strong track record in financial management, budgeting, and performance oversight, he ensures sustainable growth and operational excellence.

Known for his visionary leadership, he fosters a high-performance culture and drives innovation across the organization. His excellent communication, negotiation, and relationship-building skills have strengthened the company's reputation and market presence. With deep expertise in the ICT and cable industry, he excels at analyzing market trends, identifying opportunities, and implementing effective business solutions.

Recognized as a dynamic and forward-thinking businessman, he combines strategic insight, operational expertise, and innovative thinking to steer the company toward long-term success. Under his leadership, Leo ICT Cables PLC has achieved consistent growth and solidified its position as a trusted name in the market.

Sponsor Director

Ahmed Muhib Ishtiaq

Ahmed Muhib Ishtiaq serves as a Director of Leo ICT Cables PLC, bringing fresh perspectives and modern business knowledge to the organization. He actively contributes to strategy formulation, business planning, and the adoption of innovative practices that enhance operational efficiency.

His commitment to innovation and sustainable growth aligns with the company's long-term vision of expanding its presence in both local and international markets. With his leadership potential and progressive mindset, he plays a vital role in shaping the future direction of the company.

Sponsor Director

Mohammad Mahmudul Haque

Mohammad Mahmudul Haque has total business experience of 20 years. He serves as Director of Leo ICT Cables PLC, where he oversees daily operations and ensures alignment with the company's strategic objectives. He is responsible for developing and implementing business strategies to maximize efficiency and profitability, managing budgets and resources, and leading cross-functional teams. His role also includes monitoring performance, improving processes, and ensuring compliance with company policies and industry regulations. With strong leadership, analytical, and organizational skills, he contributes significantly to enhancing operational efficiency. He has visited China and several Middle Eastern countries to explore business opportunities and strengthen industry connections. His active involvement in strategic decision-making supports the company's sustainable growth and long-term success.


Sponsor Director


Sabina Yasmin

Sabina Yasmin brings 20 years of business experience. As a Director of Leo ICT Cables PLC, she contributes significantly to the company's governance and strategic direction.

She actively supports policy-making, ensures good corporate governance, and promotes sustainable development across the organization. Known for her dedication, leadership, and forward-looking mindset, she plays a key role in driving the company's long-term stability.


Md. Khalid Hossain
Managing Director (Acting)
AAA Finance & Investment Ltd.


Md. Mosharraf Hossain
Chief Financial Officer (CFO)
Leo ICT Cables PLC.


Md. Momenul Haque Momen
Managing Director
Leo ICT Cables PLC.

and expansion. Her strategic insights and professional approach strengthen the company's growth, operational efficiency, and market presence.

Shareholder Director

Musammet Meherunnesa

Musammet Meherunnesa brings 20 years of business experience. She actively contributes to the company's governance, supports policy-making, and participates in strategic decisions that align with long-term objectives. To enhance her business acumen, she has visited several European countries, including Spain and Switzerland, gaining valuable exposure to international markets and industry practices.

She plays a vital role in ensuring compliance, transparency, and good corporate governance within the organization. With her dedication and vision, Ms. Meherunnesa continues to support the company's sustainable growth and future expansion.


Representative / Nominee Director of Sandhani Life Finance Limited

Wais Huda

Panna Textile Mills Ltd. Represented by Colonel Wais Huda (Retd.) is Director of Sandhani Life Insurance Co. Ltd. He completed his Bachelor of Arts (Hon's) degree from Chittagong University and obtained Masters in Defense Studies (MDS), degree from National University. He bears an experience of thirty-two years in Material Management, Human Resource Management, Finance & Budget Management, Ammunition Management, VIP Security Management and Entrepreneurship & Business Management. He possesses strong Analytical and Decision-Making skills. He communicates and works well with people. A self-starter with strong service, team work and time management skills. He has been involved with Tory Fashion Ware Limited & Silver Sand Reality (Real Estate) as Director. And at present he acts as a Managing Director of Fast Network Limited, Juba and South Sudan. Colonel Wais Huda (Retd.) is also Chairman of Sandhani Life Finance Ltd. & Director Sandhani Life Housing & Development Co. Ltd. as the nominee director of Sandhani Life Insurance Co. Ltd.


Md. Khalid Hossain
Managing Director (Acting)
AAA Finance & Investment Ltd.


Md. Mosharraf Hossain
Chief Financial Officer (CFO)
Leo ICT Cables PLC.



Md. Momenul Haque Momen
Managing Director
Leo ICT Cables PLC.


Neither the company nor any of its directors of the issuer is loan defaulter in terms of the CIB report of the Bangladesh Bank;

(B)(9)(f)

SL. No.	Name of Shareholder	Position	No. of Shares Owned or beneficially	Shareholding	Status
1.	Jahanara Begum	Chairman	6,104,197	18.74 %	CIB Undertakings are provided and will be updated based on CIB report from BB (Bangladesh Bank)
2.	Md. Momenul Haque Momen	Managing Director	1,153,667	3.54%	
3.	Mohammad Mahmudul Haque	Director	1,151,000	3.53%	
4.	Sabina Yasmin	Director	1,240,000	3.81%	
5.	Ahmed Muhib Ishtiaq	Director	2,280,000	7.00%	
6.	Musammet Meherunnesa	Director	1,156,691	3.55%	
7.	Wais Huda	Nominee Director of Sandhani Life Finance Limited	11,260,000	3.46%	


Md. Khalid Hossain
Managing Director (Acting)
AAA Finance & Investment Ltd.


Md. Mosharraf Hossain
Chief Financial Officer (CFO)
Leo ICT Cables PLC.


Md. Momenul Haque Momen
Managing Director
Leo ICT Cables PLC.

Name with position, educational qualification, date of joining in the company, last five years' experience of the Chief Executive Officer, Chief Financial Officer, Company Secretary, Advisers, Consultants, Additional and Deputy Managing Directors and All Departmental Heads (B)(9)(g)

SL NO.	Name of Employees	Position	Educational Qualification	Date of Joining	Age	Overall Experience	Name of Previous Organization	Salary paid for the period ended 30 June 2025
01.	Ferdousur Rahman	Advisor (Sales & Marketing)	MSS	21.08.2025	48	30 Years	Grameenphone (Telenor Group)	250,000.00
02.	Md. Rezaul Haque	Company Secretary	M. Pharm	01.07.2019	36	12 Years	Medrx Life Sciences Pvt. Ltd.	689,973.00
03.	Md. Mosharraf Hossain	Chief Financial Officer (CFO)	MBS	20.10.2025	40	12 Years	Sandhani Life Finance Limited	-
04.	Md. Sharif Hossain	General Manager (Sales & Marketing)	BSc in EEE	01.01.2019	40	18 Years	Navana Engineering Ltd.	2,107,250.00
05.	Mohammad Razibul Hasan Khan	Senior Manager (Accounts)	MBA	01.07.2024	34	9.5 Year	Faridpur Jute Fiber Limited	897,047.00
06.	S.M. Tareq Parvej	Senior Manager (Operations)	BSc in EEE	01.07.2024	40	17 Years	Navana Batteries Limited	709,570.00
07.	Mohammad Ullah	Manager (HR & Admin)	MBA	01.01.2022	27	5 Years	SAB Corporation	860,000.00

Md. Khalid Hossain
Managing Director (Acting)
AAA Finance & Investment Ltd.

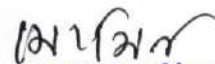
Md. Mosharraf Hossain
Chief Financial Officer (CFO)
Leo ICT Cables PLC.

Md. Momenul Haque Momen
Managing Director
Leo ICT Cables PLC.

08.	Farhad Uddin FCMA	Advisor (Finance)	FCMA	01.10.2025	55	30 Years	-	-
09.	Md. Mansurul Haque	Consultant (IT)	MBA	01.12.2022	43	20 Years	-	1,060,000.00
10.	Md. Sadequl Islam	Consultant (Technical)	M.A.	01.10.2025	54	25 Years	DMS Limited	-
11.	Md. Jewel Mahmud	Manager (Technical)	BSc in EEE	01.02.2019	30	10 Years	Navana CNG Limited	830,180.00
12.	Md. Jashim Uddin	Asst. Manager (Accounts)	M.A.	01.04.2018	59	30 Years	Dipon Gas Company Limited	555,194.00
13.	Farzana Parveen	Asst. Manager (Accounts)	BSS	28.12.2018	35	7 Years	Nogor Solutions	47,3000.00
14.	Biddut Kumar Shaha	Asst. Manager (Sales & Marketing)	M.A	01.07.2025	42	15 Years	Jainding Power Race Company Ltd.	147,855.00
15.	Md. Asraf Hossain	Sr. Executive (Accounts)	BBS	01.03.2019	36	9 Years	Navana Engineering Ltd.	442,032.00
16.	Md. Rashed Hoshen	Sr Asst. Engr. (Electrical)	BSc in EEE	01.08.2019	37	10 Years	Navana Water Pump Limited	448,500.00
17.	Sultan Mahmud	Asst. Engr. (Electrical)	BSc in EEE	01.08.2021	30	6 Years	City Group	351,833.00


Md. Khalid Hossain
Managing Director (Acting)
AAA Finance & Investment Ltd.


Md. Mosharraf Hossain
Chief Financial Officer (CFO)
Leo ICT Cables PLC.



Md. Momenul Haque Momen
Managing Director
Leo ICT Cables PLC.

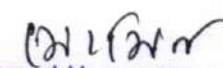
SECTION (7)(B)(10)

**INVOLVEMENT OF DIRECTORS AND OFFICERS IN
CERTAIN LEGAL PROCEEDINGS**

SECTION CONTENTS	
	The following events shall be described in the prospectus, if they have occurred during the last ten years, namely:
(a)	Any bankruptcy petition filed by or against any company of which any officer or director of the issuer company filing the prospectus was a director, officer or partner at the time of the bankruptcy;
(b)	Any conviction of director, officer in a criminal proceeding or any criminal proceeding pending against him;
(c)	Any order, judgment or decree of any court of competent jurisdiction against any director, officer permanently or temporarily enjoining, barring, suspending or otherwise limiting the involvement of any director or officer in any type of business, securities or banking activities;
(d)	Any order of the Bangladesh Securities and Exchange Commission, or other regulatory authority or foreign financial regulatory authority, suspending or otherwise limiting the involvement of any director or officer director in any type of business, securities or banking activities.


Md. Khalid Hossain
Managing Director (Acting)
AAA Finance & Investment Ltd.


Md. Mosharraf Hossain
Chief Financial Officer (CFO)
Leo ICT Cables PLC.


Md. Momenul Haque Momen
Managing Director
Leo ICT Cables PLC.

Any bankruptcy petition filed by or against any company of which any officer or director of the issuer company filing the prospectus was a director, officer or partner at the time of the bankruptcy;

(B)(10)(a)

No bankruptcy petition filed by or against any company of which any officer or director of the issuer company filing the prospectus was a director, officer or partner at the time of the bankruptcy

Any conviction of director, officer in a criminal proceeding or any criminal proceeding pending against him;

(B)(10)(b)

No conviction of director, officer in a criminal proceeding or any criminal proceeding pending against him

Any order, judgment or decree of any court of competent jurisdiction against any director, officer permanently or temporarily enjoining, barring, suspending or otherwise limiting the involvement of any director or officer in any type of business, securities or banking activities;

(B)(10)(c)

There is no order, judgment or decree of any court of competent jurisdiction against any director, officer permanently or temporarily enjoining, barring, suspending or otherwise limiting the involvement of any director or officer in any type of business, securities or banking activities.

Any order of the Bangladesh Securities and Exchange Commission, or other regulatory authority or foreign financial regulatory authority, suspending or otherwise limiting the involvement of any director or officer director in any type of business, securities or banking activities.

(B)(10)(d)

There is no order of the Bangladesh Securities and Exchange Commission, or other regulatory authority or foreign financial regulatory authority, suspending or otherwise limiting the involvement of any director or officer director in any type of business, securities or banking activities.

SECTION (8)(B)(11)

CERTAIN RELATIONSHIPS AND RELATED TRANSACTION

SECTION CONTENTS	
	The prospectus shall contain a description of any transaction during the last two years, or any proposed transactions, between the issuer and any of the following persons, giving the name of the persons involved in the transaction, their relationship with the issuer, the nature of their interest in the transaction and the amount of such interest, namely;
(a)	Any director or executive officer of the issuer;
(b)	Any director or officer;
(c)	Any person owning 5% or more of the outstanding shares of the issuer;
(d)	Any member of the immediate family (including spouse, parents, brothers, sisters, children, and in-laws) of any of the above persons;
(e)	Any transaction or arrangement entered into by the issuer or its subsidiary for a person who is currently a director or in any way connected with a director of either the issuer company or any of its subsidiaries/holding company or associate concerns, or who was a director or connected in any way with a director at any time during the last three years prior to the issuance of the prospectus;
(f)	Any loans either taken or given from or to any director or any person connected with the director, clearly specifying details of such loan in the prospectus, and if any loan has been taken from any such person who did not have any stake in the issuer, its holding company or its associate concerns prior to such loan, rate of interest applicable, date of loan taken, date of maturity of loan;
(g)	Any director holding any position, apart from being a director in the issuer company, in any company, society, trust, organization, or proprietorship or partnership firm;
(h)	All interests and facilities enjoyed by a director, whether pecuniary or non-pecuniary.

Any director or executive officer of the issuer;

(B)(11)(a)


SL. No.	Name of Person/ Party	Designation	Type of Transaction	Amount in Taka	
				30 June 25	30 June 2024
1.	Jahanara Begum	Chairman	Remuneration	3,30,000	-
			Board Meeting Fee	12,000	-
2.	Md. Momenul Haque Momen	Managing Director	Remuneration	18,35,000	-
			Board Meeting Fee	12,000	-
3.	Mohammad Mahmudul Haque	Director	Remuneration	10,41,500	-
			Board Meeting Fee	12,000	-
4.	Musammet Meherunnesa	Director	Remuneration	8,60,000	-
			Board Meeting Fee	12,000	-
5.	Sabina Yasmin	Director	Remuneration	3,30,000	-
			Board Meeting Fee	12,000	-
6.	Ahmed Muhib Ishtiq	Director	Remuneration	7,50,000	-
			Board Meeting Fee	12,000	-
7.	Wais Huda	Nominee Director	Remuneration	-	-
			Board Meeting Fee	12,000	-


Any director or officer;

(B)(11)(b)

Other than above seven directors no other officers has any Certain Relationships and related transactions with Leo ICT Cables PLC.


Md. Khalid Hossain
Managing Director (Acting)
AAA Finance & Investment Ltd.


Md. Mosharrat Hossain
Chief Financial Officer (CFO)
Leo ICT Cables PLC.


Md. Momenul Haque Momen
Managing Director
Leo ICT Cables PLC.

Any person owning 5% or more of the outstanding shares of the issuer; (B)(11)(c)

SL. No.	Name of Person/ Party	Designation	Type of Transaction	Amount in Taka	
				30 June 2025	30 June 2024
1.	Jahanara Begum	Chairman	Remuneration	330,000	-
2.	Ahmed Muhib Ishtiaq	Director	Remuneration	750,000	-
3.	Md. Mansurul Haque	Shareholder	Remuneration	1,060,000	-
4.	Mona Financial Consultancy & Securities Limited	Shareholder	Remuneration	-	-
5.	Sandhani Life Insurance Company Limited	Shareholder	Remuneration	-	-

Any member of the immediate family (including spouse, parents, brothers, sisters, children, and in-laws) of any of the above persons; (B)(11)(d)

There is no transaction with immediate family (including spouse, parents, brothers, sisters, children, and in-laws) of any of the directors, executive officers, officers and any person owning 5% or more of the outstanding shares of the issuer except receiving of cash against allotment of shares of the issuer.

Any transaction or arrangement entered into by the issuer or its subsidiary for a person who is currently a director or in any way connected with a director of either the issuer company or any of its subsidiaries/holding company or associate concerns, or who was a director or connected in any way with a director at any time during the last three years prior to the issuance of the prospectus; (B)(11)(e)

There is no such transaction or arrangement entered into by the issuer or its subsidiary or associate or entity owned or significantly influenced by a person who is currently a director or in any way connected with a director of either the issuer company or any of its subsidiaries or holding company or associate concerns, or who was a director or connected in any way with a director at any time during the last three years prior to the issuance of the prospectus except mentioned in the above table [(B)(11)(a)]

Any loans either taken or given from or to any director or any person connected with the director, clearly specifying details of such loan in the prospectus, and if any loan has been taken from any such person who did not have any stake in the issuer, its holding company or its associate concerns prior to such loan, rate of interest applicable, date of loan taken, date of maturity of loan; (B)(11)(f)

There is no such loan taken from or given to directors or any other person connected with the director.


Md. Khalid Hossain
Managing Director (Acting)
AAA Finance & Investment Ltd.


Md. Mosharraf Hossain
Chief Financial Officer (CFO)
Leo ICT Cables PLC.


Md. Momenul Haque Momen
Managing Director
Leo ICT Cables PLC.

Any director holding any position, apart from being a director in the issuer company, in any company, society, trust, organization, or proprietorship or partnership firm; (B)(11)(g)

Name of the Director	Designation	Owner/Partner	Type of Business	Position
		Ownership with other organizations		
Jahanara Begum	Chairman	Partner	Trading	Partner
		Leo Commerce		
Md. Momenul Haque Momen	Managing Director	Managing Partner	Trading	Managing Partner
		Leo Commerce		
Wais Huda	Nominee Director from Sandhani Life Finance Ltd	Sandhani Life Finance Limited	Merchant Bank	Chairman

All interests and facilities enjoyed by a director, whether pecuniary or non-pecuniary. (B)(11)(h)

Interests and facilities enjoyed by a director are as Follows:

Name	Designation	Particulars	Transaction during the year(30.06.2025)
Md. Momenul Haque Momen	Managing Director	Remuneration	1,835,000
		Board Meeting Fee	12,000
Jahanara Begum	Chairman	Remuneration	330,000
		Board Meeting Fee	12,000
Mohammad Mahmudul Haque	Director	Remuneration	1,041,500
		Board Meeting Fee	12,000
Musammet Meherunnesa	Director	Remuneration	660,000
		Board Meeting Fee	12,000
Sabina Yasmin	Director	Remuneration	3,30,000
		Board Meeting Fee	12,000
Ahmed Muhib Ishtiaq	Director	Remuneration	750,000
		Board Meeting Fee	12,000
Wais Huda	Nominee Director	Remuneration	-
		Board Meeting Fee	12,000

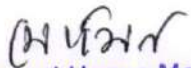
SECTION (9)(B)(12)

EXECUTIVE COMPENSATION

SECTION CONTENTS	
(a)	The total amount of remuneration paid to the top five salaried officers of the issuer in the last accounting year and the name and designation of each such officer;
(b)	Aggregate amount of remuneration paid to all directors and officers as a group during the last accounting year;
(c)	The amount of remuneration paid to any director who was not an officer during the last accounting year;
(d)	Any contract with any director or officer providing for the payment of future compensation;
(e)	If the issuer intends to substantially increase the remuneration paid to its directors and officers in the current year, appropriate information regarding thereto


Md. Khalid Hossain
Managing Director (Acting)
AAA Finance & Investment Ltd.


Md. Mosharraf Hossain
Chief Financial Officer (CFO)
Leo ICT Cables PLC.


Md. Momenul Haque Momen
Managing Director
Leo ICT Cables PLC.

The total amount of remuneration paid to the top five salaried officers of the issuer in the last accounting year and the name and designation of each such officer;

(B)(12)(a)

SL No.	Name	Designation	Salaries for the period ended June 30, 2025 (BDT)
01	Md. Momenul Haque Momen	Managing Director	18,35,000.00
02	Md. Sharif Hossain	General Manager (Sales & Marketing)	2,107,250.00
03	Mohammad Mahmudul Haque	Director (Operations)	10,26,500.00
04	Mohammad Razibul Hasan Khan	Sr. Manager (Accounts)	897,047.00
05	Md. Jewel Mahmud	Manager (Technical)	830,180.00

Aggregate amount of remuneration paid to all directors and officers as a group during the last accounting year;

(B)(12)(b)

Particulars	Nature of Payments	Salaries for the year period ended June 30, 2025
Salaries & Allowances of all Directors and officer	Bank Channel	24,211,897
Festival Bonus of all officers	Bank Channel	1,680,000
Board meeting fees all Directors	Cash	84,000
Allowances paid to other directors	N/A	N/A
Total Salaries & Allowances & Festival Bonus		25,975,897




Md. Khalid Hossain
Managing Director (Acting)
AAA Finance & Investment Ltd.



Md. Mosharraf Hossain
Chief Financial Officer (CFO)
Leo ICT Cables PLC.

Page | 81



Md. Momenul Haque Momen
Managing Director
Leo ICT Cables PLC.

The amount of remuneration paid to any director who was not an officer during the last accounting year;	(B)(12)(c)
---	------------

No amount of remuneration paid to any director who was not an officer during the last accounting year.


Any contract with any director or officer providing for the payment of future compensation;	(B)(12)(d)
---	------------

The Company has not entered into any contract with any of its Directors or Officers for any future compensation packages.

If the issuer intends to substantially increase the remuneration paid to its directors and officers in the current year, appropriate information regarding thereto	(B)(12)(e)
--	------------

The Company has no plan for substantially increasing remuneration to its directors or officers except for those that are paid as annual increments to their salaries.


Md. Khalid Hossain
Managing Director (Acting)
AAA Finance & Investment Ltd.


Md. Mosharraf Hossain
Chief Financial Officer (CFO)
Leo ICT Cables PLC.


Md. Momenul Haque Momen
Managing Director
Leo ICT Cables PLC.

SECTION (10)(B)(13)

**OPTIONS GRANTED TO DIRECTORS, OFFICERS AND
EMPLOYEES**

SECTION CONTENTS	
(a)	The following information shall be given in the prospectus in respect of any option held by each director, the salaried officers, and all other officers as a group, namely;
(i)	The date on which the option was granted;
(ii)	The exercise price of the option;
(iii)	The number of shares or stock covered by the option;
(iv)	The market price of the shares or stock on the date the option was granted;
(v)	The expiration date of the option.
(b)	If such options are held by any person other than the directors, and the officers of the issuer company, the following information shall be given in the prospectus, namely:
(i)	The total number of shares or stock covered by all such outstanding options;
(ii)	The range of exercise prices;
(iii)	The range of expiration dates.

Options granted to directors, officers and employees

SECTION (10)(B)(13)


Leo ICT Cables PLC did not grant any options to its director, salaried officers and all other employees as a group and any person other than directors and officers of the Company for the purpose of issuing shares.



Md. Khalid Hossain
Managing Director (Acting)
AAA Finance & Investment Ltd.



Md. Mosharraf Hossain
Chief Financial Officer (CFO)
Leo ICT Cables PLC.



Md. Momenul Haque Momen
Managing Director
Leo ICT Cables PLC.

SECTION (11)(B)(14)

**TRANSACTION WITH THE DIRECTORS AND SUBSCRIBERS
TO THE MEMORANDUM**

SECTION CONTENTS	
(a)	The names of the directors and subscribers to the memorandum, the nature and amount of anything of value received by the issuer during the last five years or to be received by each of the above persons, directly or indirectly, from the issuer and the nature and amount of any assets, services or other consideration received or to be received by the issuer shall be stated in the prospectus;
(b)	If any assets were acquired or are to be acquired from the aforesaid persons, the amount paid for such assets and the method used to determine the price shall be mentioned in the prospectus, and if the assets were acquired by the said persons within two years prior to their transfer to the issuer, the cost thereof paid to the subscribers to the memorandum shall also have to be shown therein.

The names of the directors and subscribers to the memorandum, the nature and amount of anything of value received by the issuer during the last five years or to be received by each of the above persons, directly or indirectly, from the issuer and the nature and amount of any assets, services or other consideration received or to be received by the issuer shall be stated in the prospectus;

(B)(14)(a)

The directors and subscribers to the memorandum have not received any benefit except dividends directly or indirectly during the last five years, details of which is given below:

SL No	Name of the Person/ Party	Relationship with the Issuer	Nature of transaction	2025	2024	2023	2022	2021
1.	Jahanara Begum	Chairman	Remuneration	3,30,000	-	-	-	-
			Dividend (Cash)	-	-	-	-	-
			Dividend (Bonus)	-	-	-	-	-
			Board Atten. Fee	12,000	-	-	-	-
2.	Md. Momenul Haque Momen	Managing Director	Remuneration	18,35,000	-	-	-	-
			Dividend (Cash)	-	-	-	-	-
			Dividend (Bonus)	-	-	-	-	-
			Board Atten. Fee	12,000	-	-	-	-
3.	Mohammad Mahmudul Haque	Director	Remuneration	10,41,500	-	-	-	-
			Dividend (Cash)	-	-	-	-	-
			Dividend (Bonus)	-	-	-	-	-
			Board Atten. Fee	12,000	-	-	-	-
4.	Sabina Yasmin	Director	Remuneration	3,30,000	-	-	-	-
			Dividend (Cash)	-	-	-	-	-
			Dividend (Bonus)	-	-	-	-	-
			Board Atten. Fee	12,000	-	-	-	-
5.	Ahmed Muhib Ishtiaq	Director	Remuneration	7,50,000	-	-	-	-
			Dividend (Cash)	-	-	-	-	-

			Dividend (Bonus)	-	-	-	-	-
			Board Atten. Fee	12,000	-	-	-	-
6.	Musammet Meherunnesa	Director	Remuneration	6,60,000	-	-	-	-
			Dividend (Cash)	-	-	-	-	-
			Dividend (Bonus)	-	-	-	-	-
			Board Atten. Fee	12,000	-	-	-	-
7.	Wais Huda	Nominee Director	Remuneration	-	-	-	-	-
			Dividend (Cash)	-	-	-	-	-
			Dividend (Bonus)	-	-	-	-	-
			Board Atten. Fee	12,000	-	-	-	-

If any assets were acquired or are to be acquired from the aforesaid persons, the amount paid for such assets and the method used to determine the price shall be mentioned in the prospectus, and if the assets were acquired by the said persons within two years prior to their transfer to the issuer, the cost thereof paid to the subscribers to the memorandum shall also have to be shown therein.

(B)(14)(b)

No assets were acquired or to be acquired by the Company from its director or subscribers to the memorandum


Md. Khalid Hossain
Managing Director (Acting)
AAA Finance & Investment Ltd.


Md. Mosharraf Hossain
Chief Financial Officer (CFO)
Leo ICT Cables PLC.


Md. Momenul Haque Momen
Managing Director
Leo ICT Cables PLC.

SECTION (12)(B)(15)

TANGIBLE ASSETS PER SHARE

SECTION CONTENTS

The prospectus shall show the net tangible asset backing per unit of the securities being offered at the date of the latest statement of financial position contained or referred to in the prospectus.

The prospectus shall show the net tangible asset backing per unit of the securities being offered at the date of the latest statement of financial position contained or referred to in the prospectus.	(B)(15)
---	---------

The prospectus shall show the net tangible asset backing per unit of the securities being offered at the date of the latest statement of 30 June 2025 of financial position contained or referred to in the prospectus

A. Tangible Assets	
Particulars	Amount in Tk.
Property, Plant and Equipment	356,133,684
Investment Property	-
Capital work-in-process	-
Inventories	160,345,158
Accounts & Other Receivables	55,755,740
Advance, deposits and prepayments	2,236,657
Cash and cash equivalent	3,953,535
Total :	578,424,774
B. Liabilities	
Particulars	Amount in Tk.
Non-Current Liabilities	33,039,203
Current Liabilities	96,342,380
Total :	129,381,583
C. Net Tangible Assets : (A-B)	449,043,190
D. Number of Shares	32,580,000
Net Tangible Assets Per Shares : (C/D)	13.78

SECTION (13)(B)(16)

OWNERSHIP OF THE COMPANY'S SECURITIES

SECTION CONTENTS	
(a)	The prospectus shall disclose, in tabular form, the name and address of any person who owns, beneficially or of record, 5% or more of the securities of the issuer, indicating the number of securities owned, whether they are owned beneficially or of record, and the percentage of the securities represented by such ownership;
(b)	There shall also be a table in the prospectus showing the number of shares of the issuer's securities owned by each director, each of the top ten salaried officers, and all other officers as a group, indicating the percentage of outstanding shares represented by the shares owned;
(c)	Provision for lock-in as per these Rules;
(d)	Statement of Securities to be locked in for each shareholder along with BO account number, lock in period and number of securities to be locked-in.

The prospectus shall disclose, in tabular form, the name and address of any person who owns, beneficially or of record, 5% or more of the securities of the issuer, indicating the number of securities owned, whether they are owned beneficially or of record, and the percentage of the securities represented by such ownership;

(B)(16)(a)

Name of Shareholder	Address	Type of Ownership	Amount of Securities	Shareholding by beneficial or of record ownership (%)
Jahanara Begum	4B2, House No. 205/4, Road No. 8/C, Niketon, Gulshan-1, Dhaka	Chairman	6,104,197	18.74%
Ahmed Muhib Ishtiaq	Ishaque Garden, Flat: 8AB, Plot No: 88, Road No: 10/1, Block: D, Niketon, Gulshan-1, Dhaka.	Director	2,280,000	7.00%
Md. Mansurul Haque	4B2, House No. 205/4, Road No.8/C, Niketon, Gulshan-1, Dhaka, Bangladesh	Shareholder	2,300,556	7.06%
Mona Financial Consultancy & Securities Limited	Room #. 412 & 413, Stock Exchange Building, 9/F, Motijheel, C/A, Dhaka, Bangladesh	Shareholder	1,818,000	5.58%
Sandhani Life Insurance Company Limited	Sandhani Life Tower, Rajuk Plot No. - 34, Bangla Motor, Dhaka, Bangladesh	Shareholder	3,031,000	9.30%

There shall also be a table in the prospectus showing the number of shares of the issuer's securities owned by each director, each of the top ten salaried officers, and all other officers as a group, indicating the percentage of outstanding shares represented by the shares owned.

(B)(16)(b)

Name of Shareholder	Position	Number of Shares (%) Before IQIO	Percentage (%) After IQIO
Md Momenul Haque Momen	Managing Director	3.54%	2.91%
Jahanara Begum	Chairman	18.74%	15.42%
Mohammad Mahmudul Haque	Director	3.53%	2.91%
Sabina Yasmin	Director	3.81%	3.13%
Ahmed Muhib Ishtiaq	Director	7.00%	5.76%
Musammet Meherunnesa	Director	3.55%	2.92%
Wais Huda	Nominee Director	3.46%	2.84%

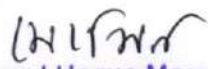
(c) Provision for lock-in as per these Rules;

All issued ordinary shares of the issuer at the time of according to consent to QIO shall be subject to a lock-in period from the date of issuance of prospectus or a commercial operation, whichever comes later, in the following matter:

1. Ordinary shares held by sponsors, directors, shareholders who hold 10% (ten percent) or more for (two) years;
2. Ordinary shares held by alternative investment funds of by foreign investors or by others for 1 (one) year;


Md. Khalid Hossain
Managing Director (Acting)
AAA Finance & Investment Ltd.


Md. Mosharraf Hossain
Chief Financial Officer (CFO)
Leo ICT Cables PLC.


Md. Momenul Haque Momen
Managing Director
Leo ICT Cables PLC.

(d) Statement of Securities to be locked in for each shareholder along with BO account number, lock in period and number of securities to be locked-in:


SL	Name of Shareholder	Position	BO ID	Number of Shares Before IQIO		Lock In
				Shares	(%)	
1.	Md Momenul Haque Momen	Managing Director	1203680077248781	1,153,667	3.54%	2 Year
2.	Jahanara Begum	Chairman	1203680077248773	6,104,197	18.74%	2 Year
3.	Mohammad Mahmudul Haque	Director	1203680077248749	1,151,000	3.53%	2 Year
4.	Sabina Yasmin	Director	1203680077248757	1,240,000	3.81%	2 Year
5.	Ahmed Muhib Ishtiaq	Director	1203680077248765	2,280,000	7.00%	2 Year
6.	Musammet Meherunnesa	Director	1203680077270546	1,156,691	3.55%	2 Year
7.	Sandhani Life Finance Limited	Nominee Director (Wais Huda)	1605610032935344	1,126,000	3.46%	2 Year
8.	Md. Mozammel Haque	Shareholder	1203680077278400	120,556	0.37%	1 Year
9.	Md. Mansurul Haque	Shareholder	1203680077230421	2,300,556	7.06%	1 Year
10.	Mohammad Ullah	Shareholder	1203680077253264	1,550,000	4.76%	1 Year
11.	Mst. Shahida Akter Shoma	Shareholder	1203680077276500	775,000	2.38%	1 Year
12.	Mohammad Asaduzzaman	Shareholder	1203680077270554	775,000	2.38%	1 Year
13.	Rashed Khan	Shareholder	1203680077268489	270,000	0.83%	1 Year
14.	Mohammad Zulker Naim	Shareholder	1203680057196012	500,000	1.53%	1 Year
15.	Md Abdullah Al Emran	Shareholder	1204430068277838	50,000	0.15%	1 Year
16.	MD Kazi Nazmul Hasan	Shareholder	1203710076890243	1,200,000	3.68%	1 Year
17.	New Vision Solutions Ltd	Shareholder	1204030075399054	60,000	0.18%	1 Year
18.	Jashim Uddin	Shareholder	1203680077241755	50,000	0.15%	1 Year
19.	Misbaus Saleheen	Shareholder	1205590076637905	60,000	0.18%	1 Year
20.	Tofayel Kabir Khan	Shareholder	1203000056331021	100,000	0.31%	1 Year

Md. Khalid Hossain
Managing Director (Acting)
AAA Finance & Investment Ltd.


Md. Mosharraf Hossain
Chief Financial Officer (CFO)
Leo ICT Cables PLC.

Md. Momenul Haque Momen
Managing Director
Leo ICT Cables PLC.

21.	Md. Asaduzzaman	Shareholder	1201990015278211	140,000	0.43%	1 Year
22.	Md. Sahidul Islam	Shareholder	1202350077077955	50,000	0.15%	1 Year
23.	Sandhani Life Finance Limited - Employees 'Provident Fund'	Shareholder	1605610067837416	200,000	0.61%	1 Year
24.	Sandhani Asset Management Limited	Shareholder	1201470073706337	303,000	0.93%	1 Year
25.	Mona Financial Consultancy & Securities Limited	Shareholder	1201470000000763	1,818,000	5.58%	1 Year
26.	City University	Shareholder	1201470075536517	606,000	1.86%	1 Year
27.	Umme Salma Katha	Shareholder	1205590060781461	100,000	0.31%	1 Year
28.	Eti Majumder	Shareholder	1203430032449376	100,000	0.31%	1 Year
29.	Pranab Kumar Majumder	Shareholder	1203430023220042	100,000	0.31%	1 Year
30.	Sadeka Banu	Shareholder	1205080077232291	150,000	0.46%	1 Year
31.	Sunny Side Agrobbox Limited	Shareholder	1605190076684825	650,000	2.00%	1 Year
32.	Hosne Ara Nazneen	Shareholder	1602110077245520	500,000	1.53%	1 Year
33.	Monjoor Elahee Chowdhury	Shareholder	1602110077246386	10,000	0.03%	1 Year
34.	Mst Maksuda Begum	Shareholder	1202830077239911	10,000	0.03%	1 Year
35.	Mohammed Anwarul Azim Chowdhury	Shareholder	1202090076828348	50,000	0.15%	1 Year
36.	Hasnain Thoufiq Ahmed & Joushan Hasnain	Shareholder	1203490077257941	50,000	0.15%	1 Year
37.	Farhad Uddin	Shareholder	1602110077239979	100,000	0.31%	1 Year
38.	Sultana Mahmuda Begum	Shareholder	1203680077262001	50,000	0.15%	1 Year
39.	Md. Shahjahan	Shareholder	1201960008575925	100,000	0.31%	1 Year
40.	Md Afsar Ahmed	Shareholder	1201700074488980	100,000	0.31%	1 Year
41.	S M Shohel	Shareholder	1203680077268510	5,000	0.02%	1 Year
42.	Md. Jashim Uddin	Shareholder	1203680077241755	5,000	0.02%	1 Year
43.	Md. Rezaul Haque	Shareholder	1203680077253299	5,000	0.02%	1 Year


Md. Khalid Hossain
Managing Director (Acting)
AAA Finance & Investment Ltd.


Md. Mosharraf Hossain
Chief Financial Officer (CFO)
Leo ICT Cables PLC.


Md. Momenul Haque Momen
Managing Director
Leo ICT Cables PLC.

44.	Farzana Parveen	Shareholder	1203680077253304	5,000	0.02%	1 Year
45.	Mohammad Hafizur Rahman Khadem	Shareholder	1203680077270538	5,000	0.02%	1 Year
46.	Mohammed Abed Ali	Shareholder	1203680077270521	5,000	0.02%	1 Year
47.	Mst. Rojina Akter	Shareholder	1203680077261990	100,000	0.31%	1 Year
48.	Mst. Shapla Begum	Shareholder	1203680077278419	270,000	0.83%	1 Year
49.	Kamrun Nahar	Shareholder	1203680077268596	270,000	0.83%	1 Year
50.	Md. Abu Musa	Shareholder	1203680077268502	500,000	1.53%	1 Year
51.	Md. Badiuzzaman	Shareholder	1203680077278427	83,333	0.26%	1 Year
52.	Sandhani Life Insurance Company Limited	Shareholder	1201470000004349	3,031,000	9.30%	1 Year
53.	Purabi General Insurance Company Limited	Shareholder	1201470000003791	606,000	1.86%	1 Year
54.	Mst Hasina Begum	Shareholder	1203680077278395	270,000	0.83%	1 Year
55.	Quazi Mashunzzaman	Shareholder	1602110077246252	10,000	0.03%	1 Year
56.	Mohammad Yasir Arafat	Shareholder	1602110077246426	20,000	0.06%	1 Year
57.	Mohammad Razibul Hasan Khan	Shareholder	1203680077230405	5,000	0.02%	1 Year
58.	Md. Jewel Mahmud	Shareholder	1203680077248730	5,000	0.02%	1 Year
59.	Md. Asraf Hossain	Shareholder	1203680077233179	5,000	0.02%	1 Year
60.	Md. Rashed Hoshen	Shareholder	1203680077255635	5,000	0.02%	1 Year
61.	Asad Morshed Bin Sher Ali	Shareholder	1605260052925159	100,000	0.31%	1 Year
62.	Saneiz Nayem Linkon	Shareholder	1203680077236471	2,500	0.01%	1 Year
63.	Rifatul Islam	Shareholder	1203680077248722	2,500	0.01%	1 Year
64.	Md. Samiur Rahman	Shareholder	1203680077230391	2,500	0.01%	1 Year
65.	Jaber Hosen	Shareholder	1203680077253280	2,500	0.01%	1 Year
66.	Ponkoj Sarker	Shareholder	1203680077278435	2,500	0.01%	1 Year
67.	Muhammad Mosharraf Hossain	Shareholder	1203680077255643	2,500	0.01%	1 Year
68.	Md Hedaetul Aziz	Shareholder	1203680077253272	5,000	0.02%	1 Year


Md. Khalid Hossain
Managing Director (Acting)
AAA Finance & Investment Ltd.

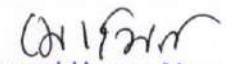
Md. Mosharraf Hossain
Chief Financial Officer (CFO)
Leo ICT Cables PLC.

Md. Momenul Haque Momen
Managing Director
Leo ICT Cables PLC.

69.	Md. Mostaque Hossan	Shareholder	1203680077255619	5,000	0.02%	1 Year
70.	Loful Azum Mahbub	Shareholder	1203680077268497	5,000	0.02%	1 Year
71.	Md Rashed Ahmed	Shareholder	1203680077248714	5,000	0.02%	1 Year
72.	Ratan Chandra Das	Shareholder	1203680077278387	5,000	0.02%	1 Year
73.	Md. Majharul Islam	Shareholder	1203680077280642	20,000	0.06%	1 Year


Md. Khalid Hossain
Managing Director (Acting)
AAA Finance & Investment Ltd.


Md. Mosharraf Hossain
Chief Financial Officer (CFO)
Leo ICT Cables PLC.


Md. Momenul Haque Momen
Managing Director
Leo ICT Cables PLC.

SECTION (14)(B)(17)

DETERMINATION OF OFFERING PRICE

SECTION CONTENTS	
(a)	If ordinary shares are being offered, the factors to be considered in determining the offering price shall be set forth in the prospectus;
(b)	If the issue price of the ordinary share is higher than the par value thereof, justification of the premium shall be stated with reference to all of the followings: <input type="checkbox"/>
(i)	net asset value per share at historical or current costs
(ii)	earning-based-value per share calculated on the basis of weighted average of net profit after tax for immediately preceding five years or such shorter period during which the issuer was in commercial operation;
(iii)	projected earnings-based- value per share calculated on the basis of weighted average of projected net profit after tax for the immediate next three accounting years as per the issuer's own assessment duly certified by the auditor of the issuer;
(iv)	valuation multiple of similar stock or industry average (e.g., P/E multiple, etc.) in case of IQIO or if issuance is the RQIO, weighted average market price per share of common stock of the issuer for one year prior to such RQIO; and
(v)	all other factors with justification which have been considered by the issuer for fixing the premium: Provided that premium on QIO shall not exceed the amount of premium charged on shares issued (excluding the bonus shares) within immediately preceding one year.

The issue price of the ordinary share is not higher than par value, so this Section (14) (B) (17) is not applicable to this issue.

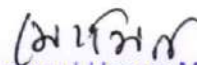
The issue price of the ordinary share is at par value so this not applicable for this Issue.



Md. Khalid Hossain
Managing Director (Acting)
AAA Finance & Investment Ltd.



Md. Mosharraf Hossain
Chief Financial Officer (CFO)
Leo ICT Cables PLC.



Md. Momenul Haque Momen
Managing Director
Leo ICT Cables PLC.

SECTION (15) (B)(18)

DESCRIPTION OF SECURITIES OUTSTANDING OR BEING OFFERED

SECTION CONTENTS	
	The prospectus shall:
(a)	describe any dividend, voting and preemption rights of any common stock outstanding or being offered;
(b)	describe the dividend, voting, conversion and liquidation rights, as well as redemption or sinking fund provisions, of any preferred stock outstanding or being offered;
(c)	if there are any limitations on the payment of dividends to common or preferred stockholders because of provisions in debt instruments or otherwise, explain such limitations; and
(d)	Describe any other material rights of the common or preferred stockholders.

Describe any dividend, voting and preemption rights of any common stock outstanding or being offered;

(B)(18)(a)

The Share Capital of the company is divided into Ordinary Shares, carrying equal rights to vote and receive dividend in terms of the relevant provisions of the Companies Act, 1994 and the Articles of Association of the company. All Shareholders shall have the usual voting rights in person or by proxy in connection with, among others, election of Directors & Auditors and other usual agenda of General Meeting - Ordinary or Extra-ordinary. On a show of hand, every shareholder presents in person and every duly authorized representative of a shareholder present at a General Meeting shall have one vote and on a poll every shareholder present or by proxy shall have one vote for every share held by him or her.

In case of any additional issue of shares for raising further capital, the existing shareholders shall be entitled to Right Issue of shares in terms of the guidelines issued by the BSEC from time to time.

Describe the dividend, voting, conversion and liquidation rights, as well as redemption or sinking fund provisions, of any preferred stock outstanding or being offered;

(B)(18)(b)

In terms of the provisions of the Companies Act, 1994, Articles of Association of the Company and other relevant rules in force, the shares, if any, of the Company are freely transferable, the Company shall not charge any fee for registering transfer of shares. No transfer shall be made to firms, minors or persons of mental disorder.

If there are any limitations on the payment of dividends to common or preferred stockholders because of provisions in debt instruments or otherwise, explain such limitations; and

(B)(18)(c)

- i. The profit of the company, subject to any special right relating thereto created or authorized to be created by the Memorandum of Association subject to the provision of the Articles of Association, shall be divisible among the members in proportion to the capital paid up on the Shares held by them respectively.
- ii. No larger dividend shall be declared than is recommended by the Directors, but the Company in its General Meeting may declare a smaller dividend. The declaration of Directors as to the amount of net Profit of the Company shall be conclusive.
- iii. No dividend shall be payable except out of profits of the Company or any other undistributed profits. Dividend shall not carry interest as against the Company.
- iv. The Directors may, from time to time, pay the members such interim dividend as in their judgment the financial position of the Company may justify.
- v. A transfer of shares shall not pass the right to any dividend declared thereon before the registration of transfer. No limitation in payment of dividend is stipulated in any debt instrument or otherwise.

Describe any other material rights of the common or preferred stockholders.

(B)(18)(d)

In terms of the provisions of the Companies Act 1994, Articles of Association of the Company and other relevant rules in force, the shares of the Company are transferable. The Company shall not charge any fee, other than Government duties for registering transfer of shares. No transfer shall be made to a minor or person of unsound mind.

The Directors shall present the financial statements as required under the law & International Accounting Standard. Financial statements will be prepared in accordance with the International Accounting Standards consistently applied throughout the subsequent periods and present with the objective of providing maximum disclosure as per law and International Accounting Standard to the shareholders regarding the financial and operational position of the company. The shareholders shall have the right to receive all periodical statement and reports, audited as well as unaudited, published by the company from time to time.

The shareholder holding minimum of 10% shares of paid-up capital of the company shall have the right to requisition extra ordinary General Meeting of the company as provided for the section 84 of the Companies Act 1994.

SECTION (16)(B) (19)

FINANCIAL STATEMENT REQUIREMENTS

SECTION CONTENTS	
	The prospectus shall include-
(a)	the financial statements prepared and audited in adherence to the provisions of the Securities and Exchange Rules, 2020;
(b)	information as is required under section 186 of the Companies Act, 1994 relating to holding company;
(c)	selected ratios on liquidity, profitability and solvency of the issuer as specified in Annexure D; and
(d)	the issuer shall include comparative income statements and balance sheet and aforementioned ratios for immediately preceding five accounting years of the issuer in the prospectus. If the company has been in existence for less than five years, the above-mentioned inclusion and submission will have to be made for the period of existence of the company.

the financial statements prepared and audited in adherence to the provisions of the Securities and Exchange Rules, 2020;

(B)(19)(a)

INDEPENDENT AUDITOR'S REPORT
To the Shareholders of
LEO ICT CABLES PLC.

Opinion

We have audited the accompanying financial statements of LEO ICT CABLES PLC. ("The Company") which comprise the Statement of Financial Positions on 30th June, 2025 and Statement of Profit or Loss and Other Comprehensive Income, Statement of Changes in Equity, Statement of Cash Flows and a summary of Significant Accounting Policies and Other Explanatory Notes to the Financial Statements.

In our opinion, the financial statements prepared in accordance with International Accounting Standards (IAS) and International Financial Reporting Standards (IFRS) give a true and fair view of the financial position of LEO ICT CABLES PLC. as of 30th June, 2025 and results of its financial performance and its cash flows for the year then ended & comply with the Companies Act 1994, & other applicable laws & regulations.

Basis for Opinion

We conducted our audit in accordance with International Standards on Auditing (ISAs). Our responsibilities under those standards are further described in the Auditor's Responsibilities for the Audit of the Financial Statements section of our report. We are independent of the Company in accordance with the "International Ethics Standards Board for Accountants' Code of Ethics for Professional Accountants (IESBA Code), and we have fulfilled our other ethical responsibilities in accordance with The Institute of Chartered Accountants of Bangladesh (ICAB) Bye Laws. We believe that the audit evidence we have obtained is sufficient and appropriate to provide a basis for our opinion.

Key Audit Matters

Key audit matters are those matters that, in our professional judgment, were of most significance in our audit of the financial statements of the current period. These matters were addressed in the context of our audit of the financial statements as a whole, and in forming our opinion thereon, and we do not provide a separate opinion on these matters.

S.L.	Key Audit Report	How our audit addressed the key audit matter
1.	<p>Appropriateness of revenue recognition and disclosures on the impact of the initial application of IFRS 15.</p> <p>Refer to note 25.00 to the financial statements.</p> <p>As described in accounting policy note 2.12 to the financial</p>	<p>We assessed the company's process to identify the impact of the revenue accounting standard. Our audit approach consisted testing of the design and operating effectiveness of the internal controls and substantive testing as follows:</p> <p>Assessed the environment of the measurement as well as other relevant systems supporting the accounting or revenue.</p>

	<p>statements, the Company recognizes revenue upon transfer of control as per the newly adopted IFRS 15: Revenue from Contracts with Customers. The Company has reported total revenue of Tk. 368,990,169/-.</p> <p>The Company's primary customers are its corporate customer who are also entitled to get comparative rate of services invoiced.</p> <p>Given the significance and complexities involved in the accounting of Revenue, appropriate recognition of revenue has been considered as a key audit matter.</p>	<p>Assessed manual as well as application controls supporting revenue recognition.</p> <p>Assessed the invoicing and measurement systems up to entries in the general ledger.</p> <p>Examined customer invoices and receipts of payment on a test basis.</p> <p>Assessed the design of the processes set up to account for the transactions in accordance with the new standard.</p> <p>Assessed whether the sufficiency of disclosures as required by the new standard have been met.</p> <p>Assessed whether the sufficiency of disclosures as required to be made to opening balances due to the adoption of the new standard.</p>
2.	<p>Valuation of Inventories</p> <p>Refer to note 08.00 to the financial statements.</p> <p>Inventories represent Tk. 160,345,158/- of the Company; inventories are thus a material item to the financial statements.</p> <p>As described in the accounting policy note 3.02 to the financial statements, inventories are valued at the lower of cost or net realizable values. As such, management is required to make judgments in determining whether inventories are being appropriately valued. Volume of inventories being held by the company at the reporting date and the complexities involved in the accounting and presentation thereof, Inventories has been considered as a key audit matter.</p>	<p>In order to test the Inventories, we performed the following procedures;</p> <p>Tested the operating effectiveness of key controls over Inventories; including observing the process of management's Year-end inventory count.</p> <p>Verified a sample basis the net realizable value by comparing costs to recent selling prices and assessing the reasonableness of any resulting write down of inventory items.</p> <p>Performed cut-off tests to determine that the purchases and sales of the inventories have been captured in the correct accounting period.</p> <p>Reviewed the historical accuracy of inventory provisions and the level of write-downs.</p>
3.	<p>Property, Plant and Equipment (PPE)</p>	<p>We have tested the design and operating effectiveness of key control over PPE. Our audit</p>

<p>As refer to notes 04.00 to the financial statements Property, Plant and Equipment includes the company's long-term assets, which flow economic benefits to the entities for more than one year. PPE is measured at cost less accumulated depreciation. The carrying value of PPE represents a significant portion of total assets, which is amounting to Tk. 356,133,684/- for the company at the reporting date.</p> <p>The carrying value of PPE includes asset additions during the year is Tk. 149,118,113/- the function of depreciation charges on cost that involved estimation. Therefore, it has been considered as significant area of auditor's judgement.</p>	<p>procedures included, among others, considering the impairment risk of the assets.</p> <p>Following are our audit procedures on the carrying value and impairment risk of PPE:</p> <ul style="list-style-type: none"> Reviewing basis of recognition, measurement of assets; Observing procedures of assets acquisition, depreciation and disposal; Checking ownership of the asset's addition; Performing due physical asset verification on sample basis at the year-end; Checking estimated rates of depreciation being used and assessed its fairness; Evaluating the Company's assumption in relation to recoverable amounts of the major PPE to identify if there is any requirement of recognition of impairment; and Finally, assessing the appropriateness and presentation of disclosures against relevant accounting standards. <p>Our testing did not identify any issues with regard to Carrying Value of PPE.</p>
--	--

Other Information

Management is responsible for the other information. The other information comprises all the information in the annual report other than the Financial Statements and our auditor's report thereon. The Annual Report is expected to be made available to us after the days of this auditor's report. The directors are responsible for the other information.

Our opinion on the financial statements does not cover the other information and we do not express any form of assurance conclusion thereon. In connection with our audit of the Financial Statements, our responsibility is to read the other information and, in doing so, consider whether the other information is material inconsistent with the financial Statements, or our knowledge obtained in the audit or otherwise appears to be materially misstated. If, based on the work we have performed, we conclude that there is a material misstatement of this other information we are required to report that fact. We have nothing to report this regard.

Responsibilities of Management and Those Charged with Governance for the Financial Statements

Management is responsible for the preparation of financial statements that give a true and fair view in accordance with IFRSs and for such internal control as management determines is necessary to enable the preparation of financial statements that are free from material misstatement, whether due to fraud or error.

In preparing the financial statements, management is responsible for assessing the Company's ability to continue as a going concern, disclosing, as applicable, matters related to going

concern and using the going concern basis of accounting unless management either intends to liquidate the Company or to cease operations, or has no realistic alternative but to do so. Those charged with governance are responsible for overseeing the Company's financial reporting process.

Auditor's Responsibilities for the Audit of the Financial Statements

Our objectives are to obtain reasonable assurance about whether the financial statements as a whole are free from material misstatement, whether due to fraud or error, and to issue an auditor's report that includes our opinion. Reasonable assurance is a high level of assurance, but is not a guarantee that an audit conducted in accordance with ISAs will always detect a material misstatement when it exists. Misstatements can arise from fraud or error and are considered material if, individually or in the aggregate, they could reasonably be expected to influence the economic decisions of users taken on the basis of these financial statements.

As part of an audit in accordance with ISAs, we exercise professional judgment and maintain professional skepticism throughout the audit. We also:

- Identify and assess the risks of material misstatement of the financial statements, whether due to fraud or error, design and perform audit procedures responsive to those risks, and obtain audit evidence that is sufficient and appropriate to provide a basis for our opinion. The risk of not detecting a material misstatement resulting from fraud is higher than for one resulting from error, as fraud may involve collusion, forgery, intentional omissions, misrepresentations, or the override of internal control.
- Obtain an understanding of internal control relevant to the audit in order to design audit procedures that are appropriate in the circumstances, but not for the purpose of expressing an opinion on the effectiveness of the Company's internal control.
- Evaluate the appropriateness of accounting policies used and the reasonableness of accounting estimates and related disclosures made by management.
- Conclude on the appropriateness of management's use of the going concern basis of accounting and, based on the audit evidence obtained, whether a material uncertainty exists related to events or conditions that may cast significant doubt on the Company's ability to continue as a going concern. If we conclude that a material uncertainty exists, we are required to draw attention in our auditor's report to the related disclosures in the financial statements or, if such disclosures are inadequate, to modify our opinion. Our conclusions are based on the audit evidence obtained up to the date of our auditor's report. However, future events or conditions may cause the Company to cease to continue as a going concern.
- Evaluate the overall presentation, structure and content of the financial statements, including the disclosures, and whether the financial statements represent the underlying transactions and events in a manner that achieves fair presentation.

We communicate with those charged with governance regarding, among other matters, the planned scope and timing of the audit and significant audit findings, including any significant deficiencies in internal control that we identify during our audit.

We also provided those charged with governance with a statement that we have complied with relevant ethical requirements regarding independence and communicate with them all

relationships and other matters that may reasonably be thought to bear on our independence, and where applicable, related safeguards.

From the matters communicated with those charged with governance, we determine those matters that were of most significance in the audit of the Financial Statements of the current period and are therefore the key audit matters. We describe these matters in our auditor's report unless law or regulation precludes public disclosure about the matter or when, in extremely rare circumstances, we determine that a matter should not be communicated in our report because the adverse consequences of doing so would reasonably be expected to outweigh the public interest benefits of such communication.

Report on Other Legal and Regulatory Requirements

In accordance with the Companies Act 1994, we also report the following:

- a) We have obtained all the information and explanation which to the best of our knowledge and belief were necessary for the purpose of our audit and made due verification thereof;
- b) In our opinion, proper books of account as required by law have been kept by the Company so far as it appeared from our examination of those books;
- c) The Statement of Financial Position and Statement of Profit or Loss and Other Comprehensive Income dealt with by the report are in agreement with the books of accounts and returns; and
- d) The expenditures incurred were for the purpose of the Company's Business.


Sd/.

Mohammad Shibbir Hossain, FCA
Enrollment No: 1048
Partner
Ashraf Uddin & Co.
Chartered Accountants
DVC No: 2509301048AS109490

Date : 30th September, 2025
Place : Dhaka


Md. Khalid Hossain
Managing Director (Acting)
AAA Finance & Investment Ltd.


Md. Mosharraf Hossain
Chief Financial Officer (CFO)
Leo ICT Cables PLC.


Md. Momenul Haque Momen
Managing Director
Leo ICT Cables PLC.


Leo ICT Cables PLC.
Statement of Financial Position
As at June 30, 2025

Particulars	Notes	Amount in BDT	
		June 30, 2025	June 30, 2024
ASSETS			
Non-Current Assets		373,227,774	242,128,435
Property, Plant and Equipment's	4.00	356,133,684	225,879,360
Intangible Assets	5.00	180,000	-
Right of use Assets	6.00	10,414,091	10,149,075
Investment in FDR	7.00	6,500,000	6,100,000
Current Assets		222,291,090	170,809,841
Inventories	8.00	160,345,158	89,635,499
Advances, Deposits and Prepayments	9.00	2,236,657	4,839,116
Trade Receivables	10.00	55,755,740	53,925,064
Cash and Cash Equivalents	11.00	3,953,535	22,410,162
Total Assets		595,518,865	412,938,276
EQUITY AND LIABILITIES			
Shareholders' Equity		466,137,281	324,620,321
Share Capital	12.00	325,800,000	257,896,670
Share Premium	13.00	56,966,665	33,165,000
Retained Earnings	14.00	83,370,616	33,558,651
Non-Current Liabilities		33,039,203	23,903,783
Lease Liability	15.00	10,652,079	11,967,864
Long term loan	16.01	15,844,351	7,862,632
Deferred Tax Liabilities	17.00	6,542,774	4,073,287
Current Liabilities		96,342,380	64,414,172
Current Portion of Long term loan	16.02	16,382,868	10,431,516
Current Portion of lease liability	15.01	4,521,409	2,737,836
Short Term Loan	18.	9,465,115	-
Intercompany Payables	19.00	43,000,000	23,703,865
Trade and Other Payables	20.00	3,309,946	2,493,357
Liability for Expenses	21.00	15,404,883	17,153,510
Provision for WPPF	22.00	4,258,160	1,644,087
Provision for Income Tax	23.00	-	-
Interest free Temporary Loan	24.00	-	6,250,000
Total Liability		129,381,583	88,317,955
Total Equity and Liabilities		595,518,865	412,938,276
Net Asset Value Per Share (NAV)	33	14.31	12.59

The annexed notes and Annexures form an integral part of these financial statements.


Md. Khalid Hossain
Managing Director (Acting)
AAA Finance & Investment Ltd.


Md. Mosharraf Hossain
Chief Financial Officer (CFO)
Leo ICT Cables PLC.


Md. Momenul Haque Momen
Managing Director
Leo ICT Cables PLC.

Sd/-
Chairman

Sd/-
Managing Director

Sd/-
Director

Sd/-
Company
Secretary

Sd/-
Chief Financial
Officer

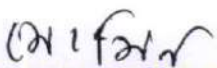
Signed in terms of our separate report of even date.

Place: Dhaka
Date: 30th September, 2025

Sd/-
Mohammad Shabbir Hossain, FCA
Enrollment No: 1048
Partner
Ashraf Uddin & Co.
Chartered Accountants
DVC: 2509301048AS109490


Md. Khalid Hossain
Managing Director (Acting)
AAA Finance & Investment Ltd.


Md. Mosharraf Hossain
Chief Financial Officer (CFO)
Leo ICT Cables PLC.


Md. Momenul Haque Momen
Managing Director
Leo ICT Cables PLC.

Leo ICT Cables PLC.
Statement of Profit or Loss and Other Comprehensive Income
For the year ended on June 30, 2025

Particulars	Notes	Amount in BDT	
		30-Jun-2025	30-Jun-2024
Revenue	25.00	368,990,169	299,997,565
Cost of Goods Sold	26.00	(288,029,661)	(245,911,522)
Gross Profit		80,960,508	54,086,044
Administrative Expenses	28.00	(19,755,561)	(11,942,010)
Selling and Distribution Expenses	29.00	(640,000)	(572,283)
Financial Expenses	30.00	(4,725,479)	(7,067,167)
Operating Profit		55,839,468	34,504,583
Non-operating Income/(Expense)	31.00	(943,944)	21,244
Net Profit Before WPPF		54,895,524	34,525,827
Worker Profit Participation Fund (WPPF)	22.00	(2,614,073)	(1,644,087)
Net Profit Before Tax		52,281,452	32,881,740
Current Tax Expense	32.00	-	(5,311)
Deferred Tax (Income)/Expense	17.00	(2,469,487)	(1,933,343)
Net Profit After Tax		49,811,965	30,943,085
Others Comprehensive Income of the year		-	-
Total Comprehensive Income for the Year		49,811,965	30,943,085
Basic Earnings Per Share (EPS)	34.00	1.67	2.94

The annexed notes and Annexures form an integral part of these financial statements.

Sd/- Sd/- Sd/- Sd/- Sd/-
Chairman Managing Director Director Company Secretary Chief Financial Officer

Signed in terms of our separate report of even date.

Place: Dhaka
Date: 30th September, 2025

Sd/-
Mohammad Shibbir Hossain, FCA
Enrollment no: 1048
Partner
Ashraf Uddin & Co.
Chartered Accountants
DVC: 2509301048AS109490

Md. Khalid Hossain
Managing Director (Acting)
AAA Finance & Investment Ltd.

Md. Mosharrar Hossain
Chief Financial Officer (CFO)
Leo ICT Cables PLC.

Md. Momenul Haque Momen
Managing Director
Leo ICT Cables PLC.

Leo ICT Cables PLC.
Statement of Changes in Equity
For the year ended on June 30, 2025

Particulars	Share Capital	Retained Earnings	Premium	Total Equity
Balance as at July 01, 2024	257,896,670	33,558,651	33,165,000	324,620,321
Bonus share	-	-	-	-
Issue of Ordinary Share	67,903,330	-	-	67,903,330
Share Premium	-	-	23,801,665	23,801,665
Net Profit During the Year	-	49,811,965	-	49,811,965
Balance as at June 30, 2025	325,800,000	83,370,616	56,966,665	466,137,281

For the year ended on June 30, 2024

Particulars	Share Capital	Retained Earnings	Premium	Total Equity
Balance as at July 01, 2023	50,000,000	59,755,509	-	109,755,509
Adjustment for Deferred Tax	-	(2,139,944)	-	(2,139,944)
Adjusted opening Balance 01.07.2023	50,000,000	57,615,565	-	107,615,565
Bonus share	55,000,000	(55,000,000)	-	-
Issue of Ordinary Share	152,896,670	-	-	152,896,670
Share Premium	-	-	33,165,000	33,165,000
Net Profit During the Year	-	30,943,085	-	30,943,085
Balance as at June 30, 2024	257,896,670	33,558,651	33,165,000	324,620,321

The annexed notes and Annexures form an integral part of these financial statements.


Sd/- Sd/- Sd/- Sd/- Sd/-
Chairman Managing Director Director Company Secretary Chief Financial Officer
Signed in terms of our separate report of even date.

Place: Dhaka

Date: 30th September, 2025


Md. Khalid Hossain
Managing Director (Acting)
AAA Finance & Investment Ltd.


Md. Mosharrar Hossain
Chief Financial Officer (CFO)
Leo ICT Cables PLC.


Md. Momenul Haque Momen
Managing Director
Leo ICT Cables PLC.

Leo ICT Cables PLC.
Statement of Cash Flows
- For the year ended on June 30, 2025

Particulars	Notes	Amount in BDT	
		30 June 2025	30 June 2024
Cash Flows from Operating Activities			
Cash Receipts from Customers	38.00	367,159,493	283,847,560
Cash Receipts from Others	39.00	355,275	21,244
Cash Payment to Suppliers	40.00	(357,922,731)	(267,137,617)
Cash Payment to Others	41.00	(4,361,670)	(4,739,862)
Net Cash Flows from/ (Used in) Operating Activities		5,230,367	11,991,325
Cash Flows from Investing Activities			
Acquisition of Fixed Assets		(149,118,113)	(24,642,568)
Acquisition of Intangible Assets		(200,000)	-
Right of use Assets		(818,978)	-
Long Term Investments (FDR)		(400,000)	(750,000)
Net Cash Flows from/ (Used in) Investing Activities		(150,537,091)	(25,392,568)
Cash Flows from Financing Activities			
Long Term Loan Received/(Paid)		7,981,719	(27,348,099)
Share Capital Received		91,704,995	186,061,670
Loan Term Loan Current portion Received/(Paid)		5,951,352	(4,264,042)
Short Term Loan Received/(Paid)		9,465,115	(5,393,207)
Interest free temporary loan Received/ (Paid)		(6,250,000)	(105,235,241)
Intercompany Loan Received / (Paid)		19,296,135	(9,500,000)
Net Cash Flows from/ (Used in) Financing Activities		128,149,316	34,321,080
Adjustment for Foreign Exchange Gain/ (Loss)		(1,299,219)	-
Net Cash Surplus/(Deficit) for the year		(18,456,627)	20,919,837
Cash and Cash Equivalents at the Beginning of the year		22,410,162	1,490,325
Cash and Cash Equivalents at the End of the year		3,953,535	22,410,162
Net operating cash flow per share(NOCFPS)		0.18	1.14

The accompanying notes are an integral part of these financial statements.

Sd/-	Sd/-	Sd/-	Sd/-	Sd/-
Chairman	Managing Director	Director	Company Secretary	Chief Financial Officer


Signed in terms of our separate report of even date.

Place: Dhaka

Date: 30th September, 2025


Md. Khalid Hossain
Managing Director (Acting)
AAA Finance & Investment Ltd.


Md. Mosharraf Hossain
Chief Financial Officer (CFO)
Leo ICT Cables PLC.


Md. Momenul Haque Momen
Managing Director
Leo ICT Cables PLC.

Leo ICT Cables PLC.

Notes to the Financial Statements

As at and for the year ended on June 30, 2025

1.00 Background of the Company

Leo ICT Cables PLC. is a public limited company by shares has been incorporated in Bangladesh with the Registrar of Joint stock companies on 19th March 2018 vide incorporation # C-143848/2018 under the companies Act 1994. The Company has been changed from Leo ICT Cables Ltd. to Leo ICT Cables PLC. with effect date: Twenty-First day of March of 2024.

1.01 Address of the Registered & Corporate Office

The principal place of business and registered office in Plot: 25B, Block No.06, Kaliakoir Hi Tech City, Kaliakoir, Gazipur-1750, Bangladesh. The corporate office of the company is located at Plot:37 (1st floor, 2A), Road No.06, Block-D, Niketon, Gulshan-1, Dhaka - 1212.

1.02 Nature of the Business Activities

The principal activities of the company production of Fiber Optic Cable, ONU/Router & Lithium Ion Battery.

2.00 Basis of Preparation and Presentation of Financial Statements

2.01 Directors' Responsibility Statements

The Board of Directors of the company takes the responsibility for the preparation and presentation of these financial statements.

2.02 Going Concern

The company has adequate resources to continue in operation for the foreseeable future. For this reason the Directors continue to adopt Going Concern Basis in preparing the accounts. The current credit facilities and resources of the company provides sufficient fund to make the present requirement of its existing business. Neither the management nor any other authority of the company has the intention to cease or liquidate the company in near future. This is the second year of operation of the company after its incorporation.

2.03 Accrual Basis of Accounting

Leo ICT Cables PLC. Prepares its financial statements, except for cash flow information, using the accrual basis of accounting. When the accrual basis of accounting is used, an entity recognizes items as assets, liabilities, equity, income and expenses (the elements of financial statements) when they satisfy the definitions and recognition criteria for those elements in the Framework.

2.04 Materiality and Aggregation

The Company presents material items separately. Financial Statements is result of processing a large number of transactions or events that are aggregated into classes according to the nature of function. However, the company does not offset assets and liabilities or income and expenses unless required or permit by IASs or IFRSs.

2.05 Functional and Presentation Currency

Items included in the financial statements are measured using the currency of the primary economic environment in which the Company operates. The financial statements are presented in Bangladeshi Taka, which is the Company's functional and presentation currency.

2.06 Use of Estimates and Judgments

The preparation of financial statements in conformity with International Accounting Standards (IAS) & International Financial Reporting Standards (IFRSs) requires management to make judgments, estimates and assumptions that affect the application of accounting policies and the reported amounts of assets, liabilities, income and expenses and disclosure requirements for contingent assets and liabilities during and at the date of the financial statements.

Actual results may differ from these estimates. Estimates and underlying assumptions are reviewed on an ongoing basis. Revisions of accounting estimates are recognized in the period in which the estimate is revised and in any future periods affected as required by IAS 8: Accounting Policies, Changes in Accounting Estimates and Errors.

In particular, significant areas of estimation, uncertainty and critical judgments in applying accounting policies that have the most significant effect on the amounts recognized in the financial statements include depreciation, inventory valuation, accruals and provision.

2.07 Statement of Compliance

The elements of financial statements have been measured on "Historical Cost" convention basis, ongoing concern concept and on accrual basis in accordance with generally accepted accounting principles and practice in Bangladesh in compliance with the Companies Act 1994, Financial Reporting Act (2015), International Accounting Standards (IASs), The Securities and Exchange Rules, 1987 and International Financial Reporting Standards (IFRSs) as adopted by The Financial Reporting Council (FRC) and other relevant laws and regulations applicable in Bangladesh.

2.08 Offsetting

The company does not offset assets and liabilities or income and expenses, unless required or permitted by IFRS.

2.09 Reporting Period

This Financial statements cover 12 months period from 01 July 2024 to 30 June 2025.

2.10 Date of authorization

The Financial statements of Leo ICT Cables PLC. for the period from 01 July 2024 to 30 June 2025 were authorized for issue in accordance with a resolution of the Board of directors on 30 September 2025

2.11 Comparative Information

Comparative information has been disclosed of the preceding financial period for all numerical information in the Financial Statements and also the narrative and descriptive information wherever it is relevant for understanding of the current period's financial statements.

Comparative financial statements have been re-grouped/re-arranged wherever considered necessary to ensure better comparability with the current period.

2.12 Significant Accounting Policies

Accounting policies set out below have been applied consistently to all years presented in these financial statements. Comparative information has been re-arranged wherever considered necessary to confirm to the current year's presentation.

Current versus non-current classification

The company presents assets and liabilities in statement of financial position based on current/noncurrent classification.

An asset is current when it is -

- a) Expected to be realized or intended to be sold or consumed in normal operating cycle.
 - b) Expected to be realized within twelve months after the reporting period.
 - c) held primarily for the purpose of trading or
 - d) cash or cash equivalent unless restricted from being exchanged or used to settle a liability for at least twelve months after the reporting period.
- All other assets are classified as non- current.

A liability is current when it is -

- a) due to be settled within twelve months after the reporting period, or
- b) held primarily for the purpose of trading, or
- c) There is no unconditional right to defer the settlement of the liability for at least twelve months after the reporting period.

All other liabilities are classified as noncurrent.

Differed tax assets and liabilities are classified as non-current assets and liabilities.

3.00 Application of International Financial Reporting Standards (IFRSs) and International Accounting Standards (IASs)

Financial statements of the company have been prepared in accordance with the International Financial Reporting Standards (IFRSs) and International Accounting Standards (IASs) as adopted by The Institute of Chartered Accountants of Bangladesh (ICAB). The list of applied IFRSs/IASs are given below:

(IASs):

SL No	Name of The Accounting Standards	Ref No	Status of Application
1	Presentation of Financial Statements	IAS-1	Applied
2	Inventories	IAS-2	Applied
3	Statement of Cash Flows	IAS-7	Applied
4	Accounting Policies, Changes in Accounting Estimates and Errors	IAS-8	Applied
5	Events after the Reporting Period	IAS-10	Applied
6	Income Taxes	IAS-12	Applied
7	Property, Plant and Equipment	IAS-16	Applied
8	Employee Benefits	IAS-19	Applied

9	Accounting for Government Grants and Disclosure of Government Assistance	IAS-20	N/A
10	The Effects of Changes in Foreign Exchange Rates	IAS-21	Applied
11	Borrowing Cost	IAS-23	Applied
12	Related Party Disclosure	IAS-24	Applied
13	Separate Financial Statements	IAS-27	N/A
14	Investments in Associates and Joint Ventures	IAS-28	N/A
15	Financial Reporting in Hyperinflationary Economies	IAS-29	N/A
16	Earnings Per Share	IAS-33	Applied
17	Interim Financial Reporting	IAS-34	N/A
18	Impairment of Assets	IAS-36	Applied
19	Provisions, Contingent Liabilities and Contingent Assets	IAS-37	Applied
20	Intangible Assets	IAS-38	Applied
21	Investment Property	IAS-40	N/A
22	Agriculture	IAS-41	N/A

(IFRSs):

SL No	Name of The Accounting Standards	Ref No	Status of Application
1	First-time Adoption of International Financial Reporting Standards	IFRS-1	N/A
2	Share-based Payment	IFRS-2	N/A
3	Business Combinations	IFRS-3	N/A
4	Non-current Assets Held for Sale and Discontinued Operations	IFRS-5	N/A
5	Exploration for and Evaluation of Mineral Resources	IFRS-6	N/A
6	Financial Instruments: Disclosures	IFRS-7	Applied
7	Operating Segments	IFRS-8	Applied
8	Financial Instruments	IFRS-9	Applied
9	Consolidated Financial Statements	IFRS-10	N/A
10	Joint Arrangements	IFRS-11	N/A
11	Disclosure of Interests in Other Entities	IFRS-12	N/A
12	Fair Value Measurement	IFRS-13	N/A
13	Revenue from Contracts with Customers	IFRS-15	Applied
14	Leases	IFRS-16	Applied
15	Insurance Contracts	IFRS-17	Applied

3.01 IAS 1: Presentation of Financial Statements

The Financial Statements are presented in accordance with guidelines provided by IAS:1 'Presentation of Financial Statements'.

The Financial Statements Comprises of:

- a) Statement of Financial Position as at 30 June 2025;

- b) Statement of Profit or Loss and Other Comprehensive Income for the period ended 30 June 2025;
- c) Statement of Changes in equity for the period ended 30 June 2025;
- d) Statement of Cash flows for the period ended 30 June 2025
- e) Notes comprising a summary of significant accounting policies and other explanatory information to the financial statements for the period ended 30 June 2023.
- f) Comparative information in respect of the preceding year.

3.02 IAS 2:

Inventories

Inventories are stated at the lower of cost and net realizable value in compliance with the requirement of Para 21 & 25 of IAS -2.

Types of Stock	Basis of valuation
Raw materials and work-in-process	At cost or net realizable value, whichever is lower
Finished goods	At cost and net realizable value whichever is lower

The cost is determined on weighted average cost basis. Net realizable value is based on estimated selling price less any future costs anticipated to be incurred to make the sale. Any obsolete stock or abnormal losses are recognized as expenses in statement of profit or loss.

3.03 IAS 7: Statement of Cash Flows

Cash Flows Statement is prepared in accordance with IAS : 7 " Statement of Cash Flows " and cash flows from operating activities have been presented under Direct Method considering the provision of paragraph 19 of IAS 7, which state that " Enterprise are encouraged to report cash flow from operating activities using direct method.

As per Bangladesh Securities and Exchange Commission notification No. BSEC/CMRRCD/2006158 /208/Admin/81 dated 20 June 2018, Cash Flows from operating activities has been reconciled with net income using the indirect method.

3.04 IAS 8: Accounting Policies, Changes in Accounting Estimates and Errors

Accounting Policies, Changes in Accounting Estimates and Errors" that establishes criteria for selecting and changing accounting policies, the accounting treatment for changes in estimates and corrections of errors, and their respective disclosures to enhance the relevance, reliability, and comparability of financial statements. It mandates that changes in accounting policies and corrections of prior period errors be accounted for retrospectively, while changes in accounting estimates are treated prospectively.

3.05 IAS 10: Events After the Reporting Period

Events after the reporting period are those events, favorable and unfavorable, that occur between the end of the reporting period and the date when the financial statements are authorized for issue. Two types of events can be identified:

- (a) those that provide evidence of conditions that existed at the end of the reporting period (adjusting events after the reporting period); and

(b) those that are indicative of conditions that arose after the reporting period (non-adjusting events after the reporting period)

Adjusting Events after the reporting period that provide additional information about the company's position at the statement of financial position date are reflected in the financial statements and events after the reporting period that are not adjusting events are disclosed in the notes when material.

However, there is no adjusting events and material non adjusting events in this financial statements, non-disclosure of which would affect the ability of the users of the financial statements to evaluate and make decision.

The board of Directors of the Company in its General meeting recommended 15% Cash dividend. The dividend proposal is subject to shareholders' approval at the forthcoming Annual General Meeting.

3.06 IAS 12: Income Taxes

Income Tax Expenses

Income tax expenses comprise of current and deferred tax. Income tax expenses are recognized in the statement of profit or loss account in accordance with the requirement of IAS 12: Income Taxes.

Current Tax

As per Hi-Tech Park Rules (S.R.O. No. 352/Law/Income Tax//2018, Date: 29 November, 2018) the government has exempted Income tax of investor companies from the date the company starts gaining income at Hi-Tech Parks as per the following Rates:

For the 1st to 7th years : 100%,

For 8th to 10th years : 70%;

Deferred Tax

Deferred tax is recognized for all temporary differences arising between the tax bases of assets and liabilities and their carrying amounts in the financial statements.

Deferred tax assets and liabilities are measured at the tax rates that are expected to apply to the period when the asset is realized or the liability is settled, based on tax rates/laws that have been enacted or substantively enacted by the end of the reporting period.

Deferred tax assets and deferred tax liabilities are offset in the statement of financial position if the entity has the legal right to settle current tax amounts on a net basis and the deferred tax amounts are levied by the same taxing authority on the same entity or different entities that intend to realize the asset and settle the liability at the same time.

The Company has recognized deferred tax using balance sheet method in compliance with the provision of IAS 12: Income Taxes.

3.07 IAS 16: Property, Plant and Equipment

Recognition & Measurement

The cost of an item of Property, Plant & Equipment (PPE) is recognized as an asset if, and only if:

- it is probable that the future economic benefits will flow to the entity; and
- the cost of the item can be measured reliably.

PPE are measured and stated at cost less accumulated depreciation and accumulated impairment loss, if any, in compliance with the requirement of IAS 16: Property, Plant & Equipment and IAS 36 Impairment of Assets.

Initial Cost

The initial cost of an item of property plant and equipment includes its purchase price, and any directly attributable cost such as import duties, nonrefundable VAT/Taxes, and any cost to bringing the asset to the location and condition necessary for it to be capable of operating in the manner intended by the management.

Subsequent Cost

The cost of replacing part of an item of property, plant and equipment is recognized in the carrying amount of the item if it is probable that the future economic benefits embodied within the part will flow to the company and its cost can be measured reliably. The costs of the day-to-day servicing of property, plant and equipment are recognized in the profit and loss account as and when incurred.

Depreciation

Land is held on a freehold basis and is not depreciated considering its unlimited useful life. Depreciation is charged on all other PPE on a reducing balance method. Depreciation of an asset begins when it is available for use, i.e. when it is in the location and condition necessary for it to be capable of operating in the manner intended by management. Depreciation of an asset ceases at the earlier of the date the assets is classified as held for sale in accordance with IFRS 5 and the date that the assets are de-recognized.

The depreciation rate is as follows:

Class of Assets	June 2025	June 2024
Building & Other Construction	5%	5%
Furniture and equipment	10%	10%
Electric and office equipment	10%	10%
Computer, Printer, Photocopy and AC	10%	10%
Generator	10%	15%
Machineries	10%	10%
Motor	10%	10%
Vehicles		

Depreciation Charges percentage is as follows

Particulars	June 2025	June 2024
Factory Overhead	85%	80%
Administrative Expense	15%	20%

Capital Work-in-progress

Capital work-in-progress represents the cost incurred for acquisition and/or construction of items of property, plant and equipment that are not ready for use which is measured at cost. In case of imported components, capital work in progress is recognized when risks and rewards associated with such assets are transferred to the company i.e. at the time of shipment is confirmed by the supplier.

3.08 IAS 19: Employee Benefits

The Company maintains Defined Contribution Plan for its eligible permanent employees. The eligibility is determined according to the terms and conditions set forth in the related policy.

The Company has accounted for and disclosed employee benefits in compliance with the provision of IAS 19: 'Employee Benefits'.

The cost of employee benefit is charged off as revenue expenditure in the year to which the contributions relate.

The Company's employee benefits include the followings:

Provident Fund

The company has established an recognized (funded) contributory provident fund scheme. All permanent employees contribute to the provident fund and the Company also makes equal contribution.

The Company recognizes contribution to defined contribution plan as an expense when an employee has rendered services to the Company. The legal and constructive obligation is limited to the amount the Company agrees to contribute to the fund.

Group Insurance

The company has also a group insurance scheme for its permanent employees, premium for which is being charged to statement of profit or loss as per insurance policy.

Workers Participation Fund and welfare Fund

The Company has created Workers Participation Fund in compliance with section 15 of the Bangladesh Labour Act 2006 (Amended 2013). This represents 5% of net profit before tax and before charging the contribution to WPF by the Company and is payable to beneficiary as defined in the said law and accordingly the Company has made necessary provision in the books of accounts.

Short-Term Employee Benefits

Short-term employee benefits include salaries, bonuses etc. Obligations for such benefits are measured on an undiscounted basis and are expensed at the time when the related service is provided.

3.09 IAS 20: Accounting for Government Grants and Disclosure of Government Assistance

IAS 20 is to prescribe the accounting for, and disclosure of, government grants and other forms of government assistance. It applies to all government grants and other forms of government assistance. However, it does not cover government assistance that is provided in the form of benefits in determining taxable income. It does not cover government grants covered by IAS 41 Agriculture, either. The benefit of a government loan at a below-market rate of interest is treated as a government grant.

The Company does not entitled to a Government Grant.

3.10 IAS 21: The Effects of Changes in Foreign Exchanges Rates

The Financial statements are prepared and presented in Bangladesh Currency (BDT), which is the company's functional currency. All financial information presented has been rounded off to the nearest Taka.

Any foreign currency transaction is recorded initially at the rate of exchange prevailing at the date of the transactions. The monetary assets and liabilities, if any denominated in foreign currencies at the reporting date are translated at the applicable rates at that date. Exchange difference arises are charged off as revenue income/expenditure and have been accounted for as non-operating income/(loss) in the income statement with the provisions of IAS 21: The effects of changes in foreign currency.

Non-Monetary item that is measured in terms of historical cost in a foreign currency, if any, is translated using the exchange rate at the date of transactions.

3.11 IAS 23: Capitalization of Borrowing Cost

Borrowing costs that are directly attributable to the acquisition, construction or production of a qualifying asset are capitalised in the cost of that asset as per IAS 23: Borrowing cost. The capitalisation of such borrowing costs ceases when the asset is ready for intended use.

3.12 IAS 24: Related Party Disclosure

A related party is a person or entity that is related to the entity preparing its financial statements: has control or joint control over the reporting entity; has significant influence over the reporting entity; or is a member of the key management personnel of the reporting entity or of a parent of the reporting entity.

Transaction with related party has been disclosed according to IAS 24 : Related Party Disclosures.

3.13 IAS 26: Accounting and Reporting by Retirement Benefit Plans

Accounting and Reporting by Retirement Benefit Plans is to specify measurement and disclosure principles for the reports of retirement benefit plans. All plans should include in their reports a statement of changes in net assets available for benefits, a summary of significant accounting policies and a description of the plan and the effect of any changes in the plan during the period.

3.14 IAS 27: Separate Financial Statements

Separate Financial Statements has the objective of setting standards to be applied in accounting for investments in subsidiaries, jointly ventures, and associates when an entity elects, or is required by local regulations, to present separate (non-consolidated) financial statements. There is no obligation at present.

3.15 IAS 28: Investments in Associates and Joint Ventures

The Financial statements are prepared and presented using the equity method for the associates having significant influence but not control as per IAS 28: Investments in Associates and Joint Ventures. The equity method is a method of accounting whereby the investment is initially recognised at cost and adjusted thereafter for the post-acquisition change in the investor's share of the investee's net assets. The investor's profit or loss includes its share of the investee's profit or loss. There is no Investment in Associate or Joint Venture.

3.16 IAS 29: Financial Reporting in Hyperinflationary Economies

Hyperinflation is indicated by factors such as prices, interest and wages linked to a price index, and cumulative inflation over three years of around 100 per cent or more. It applies to any entity whose functional currency is the currency of a hyperinflationary economy.

In a hyperinflationary environment, financial statements, including comparative information, must be expressed in units of the functional currency current as at the end of the reporting period. Restatement to current units of currency is made using the change in a general price index. The gain or loss on the net monetary position must be included in profit or loss for the period and must be separately disclosed.

An entity must disclose the fact that the financial statements have been restated, the price index used for restatement, and whether the financial statements are prepared on the basis of historical costs or current costs.

An entity must measure its results and financial position in its functional currency. However, after restatement, the financial statements may be presented in any currency by translating the results and financial position in accordance with IAS 21.

3.17 IAS 33: Earnings Per Share

The objective of IAS 33 is to prescribe principles for determining and presenting earnings per share (EPS) to improve performance comparisons between different entities in the same reporting period and between different reporting periods for the same entity.

Basic Earnings Per Share (Numerator/Denominator)

Basic EPS is calculated by dividing profit or loss attributable to ordinary equity holders of the entity (the numerator) by the weighted average number of ordinary shares outstanding (the denominator) during the period.

Diluted Earnings Per Share

Diluted EPS is calculated by adjusting the earnings and number of shares for the effects of dilutive options and other dilutive potential ordinary shares.

3.18 IAS 34: Interim Financial Reporting

Interim Financial Reporting prescribes the minimum content for an interim financial report and the principles for recognition and measurement in such reports. It does not, however, mandate which companies should publish an interim report, how frequently or how soon after the end of an interim period.

Condensed versions of the main financial statements are required within an interim report, along with selected explanatory notes. Requirements are given within the standard for the measurement of items such as revenues affected by seasonality and income taxes.

3.19 IAS 36: Impairment of Assets

At the end of each reporting period, the entity assess whether there is any indication that an asset may be impaired, by reviewing company's assets including property, plant & equipment. It was confirmed that there is no external and internal indicators of impairment of such assets during the year. Hence, no provision has been made for impairment of assets.

3.20 IAS 37: Provisions, Contingent Liabilities and Contingent Assets

Provisions are recognized when the Company has a present obligation (legal or constructive) as a result of a past event, it is probable that an outflow of resources embodying economic benefits will be required to settle the obligation and a reliable estimate can be made of the amount of the obligation. Provision is ordinarily measured at the best estimate of the expenditure required to settle the present obligation at the date of statement of financial position.

If the effect of the time value of money is material, provisions are discounted using a current pre-tax rate that reflect, when appropriate, the risks specific to the liability. When discounting is used, the increase in the provision due to the passage of time is recognised as a finance cost.

Contingent Liabilities

Contingent liability is a possible obligation that arises from past events and whose existence will be confirmed only by the occurrence or non-occurrence of one or more uncertain future events not wholly within the control of the entity; or

a present obligation that arises from past events but is not recognized because:
(i) it is not probable that an outflow of resources embodying economic benefits will be required to settle the obligation; or
(ii) the amount of the obligation cannot be measured with sufficient reliability.

Contingent Assets

A contingent asset is a possible asset that arises from past events and whose existence will be confirmed only by the occurrence or non-occurrence of one or more uncertain future events not wholly within the control of the entity.

3.21 IAS 38: Intangible Assets

i) Recognition and Measurement

Intangible asset is recognized when it is probable that the future economic benefits that are attributable to the asset will flow to the entity; and the cost of the asset can be measured reliably.

Intangible assets are initially measured at cost. The cost of the intangible assets comprises its purchase price, import duties and non-refundable taxes and any directly attributable cost of preparing the asset for its intended use. After initial recognition intangible assets should be carried at cost less accumulated amortization and impairment losses, if any.

(ii) Subsequent expenditure

Subsequent expenditure is capitalized only when it is probable that the future economic benefits embodied within the part will flow to the Company and its cost can be measured reliably. All other expenditures are recognized in the Statement of profit or loss and other comprehensive income when incurred.

(iii) Amortization

The depreciable amount of an intangible assets with a finite useful life shall be allocated on a systematic basis over its useful life. Amortization shall begin when assets available for use, i.e. when it is in the location & condition necessary for it to be capable of operating in the manner intended by management. Amortization shall cease at the earlier of the date that the assets is classified as held for sale.

(iv) De-recognition

An intangible asset is derecognized on disposal, or when no future economic benefits are expected from use or disposal. Gains or losses arising from derecognition of intangible assets, measured as the difference between the net disposal proceeds and the carrying amount of the assets are recognized in profit or loss.

However, we have no intangible assets. We are using software based on monthly charge basis which are immaterial and directly charged to Profit or Loss accounts.

3.22 IAS 39: Financial Instruments: Recognition and Measurement

A financial instrument is recognized in the financial statements when the entity becomes a party to the financial instrument contract. An entity removes a financial liability from its statement of financial position when its obligation is extinguished. An entity removes a financial asset from its statement of financial position when its contractual rights to the asset's cash flows expire; when it has transferred the asset and substantially all the risks and rewards of ownership; or when it has transferred the asset, and has retained some substantial risks and rewards of ownership, but the other party may sell the asset. The risks and rewards retained are recognised as an asset.

A financial asset or financial liability is measured initially at fair value. Subsequent measurement depends on the category of financial instrument. Some categories are measured at amortized cost, and some at fair value.

3.23 IAS 40: Investment Property

Investment property is property (land or a building or part of a building or both) held (by the owner or by the lessee under a finance lease) to earn rentals or for capital appreciation or both.

An investment property is measured initially at cost. The cost of an investment property interest held under a lease is measured in accordance with IAS 17 at the lower of the fair value of the property interest and the present value of the minimum lease payments.

For subsequent measurement an entity must adopt either the fair value model or the cost model as its accounting policy for all investment properties. All entities must determine fair value for measurement (if the entity uses the fair value model) or disclosure (if it uses the cost model). Fair value reflects market conditions at the end of the reporting period.

3.24 IAS 41: Agriculture

Agriculture is to establish standards of accounting for agricultural activity – the management of the biological transformation of biological assets (living plants and animals) into agricultural produce (harvested product of the entity's biological assets).

It applies to biological assets with the exception of bearer plants, agricultural produce at the point of harvest, and government grants related to these biological assets. It does not apply to land related to agricultural activity, intangible assets related to agricultural activity, government grants related to bearer plants, and bearer plants. However, it does apply to produce growing on bearer plants.

3.25 IFRS 8: Operating Segments

The entity reports separate information about the operating segment that meets any of the following quantitative thresholds:

- (a) Its reported revenue, including both sales to external customers and intersegment sales or transfers, is 10 per cent or more of the combined revenue, internal and external, of all operating segments.
- (b) The absolute amount of its reported profit or loss is 10 per cent or more of the greater, in absolute amount, of (i) the combined reported profit of all operating segments that did not report a loss and (ii) the combined reported loss of all operating segments that reported a loss.
- (c) Its assets are 10 per cent or more of the combined assets of all operating segments.

Operating segments that do not meet any of the quantitative thresholds may be considered reportable, and separately disclosed, if management believes that information about the segment would be useful to users of the financial statements.

As the entity is organized around the nature of its products & services, we use types of products & services to drive each reporting segment. That means the internal reporting structure of this entity is based on its product lines, which are appeared in the face of the Statement of Profit or Loss and Other Comprehensive Income.

The Company do not have any segment to report separately.

3.26 IFRS 9: Financial Instruments

A financial instrument is any contract that gives rise to financial assets and liabilities or equity instruments of another entity.

A) Financial Assets

Financial Assets of the company include cash and cash equivalents, trade receivable, other receivable and equity instrument of another entity. The company initially recognized receivables on the date they are originated. All other Financial Assets are recognized initially on the date at which the company becomes a party to the contractual provision of the transaction. The company derecognizes a Financial Assets when, and only when the contractual rights or probabilities of receiving the cash flow from the assets expire or it transfer the right to receive the contractual cash flows on the Financial Assets in a transaction in which substantially all the risks and rewards of ownership of the Financial Assets are transferred.

i. Trade and other receivables

Trade and other receivables consist of unpaid bills receivable from customers and other parties. Trade and other receivables are recognised initially at original invoice amount and subsequently measured at the remaining amount less expected credit loss at the year end, which is made at the judgment of the management.

ii. Advance, Deposits and Prepayments

Advances are recognized and stated at original invoiced amounts and carries at anticipated realizable values.

Advances are initially measured at cost. After initial recognition advances are carried at cost less deductions, adjustments or charges to other account heads such as PPE, inventory etc.

Prepayments are initially measured at cost. After initial recognition prepayments are carried at cost less charges to the statement of profit or loss.

iii. Cash and Cash Equivalents

Cash comprises cash in hand and demand deposits. Cash equivalents are short term, highly liquid investments that are readily convertible to known amounts of cash and which are subject to an insignificant risk of changes in value.

B) Financial Liabilities

The Company initially recognizes financial liabilities in its statement of financial position when the Company becomes a party to the contractual provisions of the liability. The company recognizes such financial liability when its contractual obligations arising from past events and the settlement of which is expected to result in an outflow of economic resources from the entity. The Company de-recognizes a financial liability when its contractual obligations are discharged or cancelled, or expired. The Company's financial liabilities comprise trade and other payables.

i. Trade and other payables

Trade and other payables are recognised when its contractual obligations arising from past events and the settlement of which is expected to result in an outflow from the Company of resources embodying economic benefits. Trade and other payables are recognised initially at fair value.

3.27 IFRS 10: Consolidated Financial Statements

Consolidated Financial Statements is to establish principles for the financial statements of a group in which the assets, liabilities, equity, income, expenses and cash flows of the parent and its subsidiaries are presented as those of a single economic entity.

3.28 IFRS 11: Joint Arrangements

IFRS 11 is that a party to a joint arrangement determines the type of joint arrangement in which it is involved by assessing its rights and obligations and accounts for those rights and obligations in accordance with that type of joint arrangement.

3.29 IFRS 12: Disclosure of Interests in Other Entities

The objective of this IFRS is to require an entity to disclose information that enables users of its financial statements to evaluate the nature of, and risks associated with, its interests in other entities; and the effects of those interests in its financial position, financial performance and cash flows.

3.30 IFRS 13: Disclosure of Interests in Other Entities Fair Value Measurement

IFRS 13 defines fair value, sets out a framework for measuring fair value, and requires disclosures about fair value measurements.

It applies when another Standard requires or permits fair value measurements or disclosures about fair value measurements (and measurements based on fair value, such as fair value less costs to sell), except in specified circumstances in which other Standards govern. For example, IFRS 13 does not specify the measurement and disclosure requirements for share-based payment transactions, leases or impairment of assets. Nor does it establish disclosure requirements for fair values related to employee benefits and retirement plans.

IFRS 13 defines fair value as the price that would be received to sell an asset or paid to transfer a liability in an orderly transaction between market participants at the measurement date (an exit price). When measuring fair value, an entity uses the assumptions that market participants would use when pricing the asset or the liability under current market conditions, including assumptions about risk. As a result, an entity's intention to hold an asset or to settle or otherwise fulfil a liability is not relevant when measuring fair value.

3.31 IFRS 15: Revenue from Contracts with Customers

The Company has recognized revenue as per IFRS- 15: Revenue from contracts with customers, through adhering to the following five steps criteria:

i) Identify the contract(s) with a customer ii) Identify the performance obligations in the contract iii) Determine the transaction price iv) Allocate the transaction price to the performance obligations in the contract v) Recognise revenue when (or as) the entity satisfies a performance obligation.

Application of this guidance will depend on the facts and circumstances present in a contract with a customer and will require the exercise of judgment.

Revenue is measured based on the consideration specified in a contract net of returns, discounts, free issues and VAT.

The company generates revenue primarily from sale of Fiber optical cable and router.

3.32 IFRS 16: Leases

IFRS 16 introduces a single lease accounting model and requires a lessee to recognize assets and liabilities for all leases with a term of more than 12 months, unless the underlying asset is of low value. A lessee is required to recognize a right-of-use assets representing its right to use the underlying leased asset and a lease liability representing its obligation to make lease payment.

The company adopted IFRS 16. "Leases" applying retrospectively with cumulative effect at the date of initial recognition at 24th October 2019 and getting relief from restatement of comparative figure as per IAS 8: Accounting Policies, Changes in Accounting Estimates and Errors.

Leases are recognised as right-of-use assets and corresponding liabilities at the inception of a contract and measured in accordance with IFRS 16. The right-of-use assets are depreciated from the commencement date to the earlier of the end of the useful life of the right-of-use asset or the end of the lease term.

The right-of-use asset is initially measured at the amount of the lease liability plus any initial direct costs incurred by the lessee. Adjustments may also be required for lease incentives, payments at or prior to commencement and restoration obligations or similar.

At the commencement date, lease liabilities are measured at an amount equal to the present value of future lease payments for the underlying right-of-use assets during the lease term. The lease payments are discounted using the interest rate implicit in the lease, if that rate can be readily determined, or the Company's incremental borrowing rate. Each lease payment is allocated between the liability and finance cost.

Payments associated with all short-term leases (with a lease term of 12 months or less) and certain leases of all low-value assets are recognized on a straight-line basis as an expense in profit or loss.

3.33 IFRS 17: Insurance Contracts

Insurance contracts combine features of both a financial instrument and a service contract. In addition, many insurance contracts generate cash flows with substantial variability over a long period. To provide useful information about these features,

- (a) combines current measurement of the future cash flows with the recognition of profit over the period that services are provided under the contract;
- (b) presents insurance service results (including presentation of insurance revenue) separately from insurance finance income or expenses;
- (c) Requires an entity to make an accounting policy choice of whether to recognise all insurance finance income or expenses in profit or loss or to recognise some of that income or expenses in other comprehensive income.

The Company did not entered into any insurance agreement other than marine insurance at import stage.

3.34 IFRS 18: Presentation and Disclosure in Financial Statements

The objective of IFRS 18 is to set out requirements for the presentation and disclosure of information in general purpose financial statements (financial statements) to help ensure they provide relevant information that faithfully represents an entity's assets, liabilities, equity, income and expenses.

It applies to all financial statements that are prepared and presented in accordance with International Financial Reporting Standards (IFRSs). Standards for recognising, measuring, and disclosing specific transactions are addressed in other Standards and Interpretations.

3.35 Risk Management

Efficient and effective Risk Management is a part and parcel of today's business. As such, the Company would be subject to systematic risks of the industry and market as well. The majority of these risks are commercial and business risks in nature that can be mitigated effectively. Such major risk factors and management approaches on the same are described in brief as under:

Credit Risk

Credit risk is the risk of a financial loss to the company if a customer or counterparty to a financial instrument fails to meet its contractual obligations and arises principally from the company's receivables.

Impairment of Financial Asset- Accounts Receivables

The company applies the IFRS 9 simplified approach to measuring expected credit loss allowance for all trade receivables. To measure the expected credit loss, accounts receivables are grouped based on shared risk characteristics and the time elapsed (12 month passed). The company has therefore concluded that the expected credit loss rates for trade receivables are a reasonable approximation of loss rates. As per company credit policy wise expected loss rate & calculation given below:

30 June, 2024	Current	> 12 month	> 24 month	>36 month	Total (Tk)
		Past due	Past due	Past due	
Expected loss rate	0%	7%	15%	25%	
Gross carrying amount	13,523,691	45,410,806	-	-	58,934,497
Loss Allowance	-	3,178,756	-	-	3,178,756

Impairment losses on trade receivables are presented as net impairment losses within operating profit. Subsequent recoveries (if any) of amounts previously written off are credited against the same line item.

Liquidity Risk

Liquidity risk is defined as the risk that the Company will not be able to settle or meet its obligations on time or at a reasonable price.

Management Perception

The Company's approach to managing liquidity is to ensure, as far as possible, that it will always have sufficient liquidity to meet its liabilities when due, under both normal and stressed conditions, without incurring unacceptable losses or risking damage to the Company's reputation. Typically, management ensures that it has sufficient cash and cash equivalent to meet expected operational expenses, including the servicing of financial obligation through preparation of the cash forecast, prepared based on time line of payment of the financial obligation and accordingly arrange for sufficient liquidity/fund to make the expected payment within due date.

Market Risks

Market risk refers to the risk of adverse market conditions affecting the sales and profitability of the company. Mostly, the risk arises from falling demand for the product or service which would harm the performance of the company. On the other hand, strong marketing and brand management would help the company increase their customer base.

a) Exchange Rate Risk

Exchange rate risk occurs due to changes in exchange rates. As the Company imports raw materials and equipment from abroad and also earns revenue in foreign currency, currency fluctuation may affect the profitability of the Company. If exchange rate increases against local currency, opportunity arises for generating more profit.

Management Perception

The transaction is settled within reasonable time. Therefore, volatility of exchange rate will have insignificant impact on profitability of the Company.

b) Interest Rate Risk

Interest rate risk is the risk that Company faces due to unfavorable movements in the interest rates. Changes in the government's monetary policy, along with increased demand for loans/ investments tend to increase the interest rates. Such rises in interest rates mostly affect companies having floating rate loans or companies investing in debt securities.

Industry Risks

Industry risk refers to the risk of increased competition from foreign and domestic sources leading to lower prices, revenues, profit margin, and market share which could have an adverse impact on the business, financial condition and results of operation.

Operational Risks

Non-availabilities of materials/equipment/services may affect the smooth operational activities of the Company. On the other hand, the equipment may face operational and mechanical failures due to natural disasters, unforeseen events, lack of supervision and negligence, leading to severe accidents and losses.

Management Perception

The company perceives that allocation of its resources properly can reduce this risk factor to great extent. The Company takes preventive measures therefore.

3.36 General

- i) Wherever considered necessary, the previous years figures have been rearranged for comparison.
- ii) Figures appearing in these Financial Statements have been rounded off to the nearest integer.
- iii) Bracket figures denote negative.

Note	Particulars	Amount in BDT	
		June 30, 2025	June 30, 2024
4.00	Property, Plant and Equipment's		
	A. Cost		
	Opening Balance as at July 01, 2024	276,813,551	252,170,983
	Add: Addition during the year	149,118,113	24,642,568
	Closing Balance as at June 30, 2025 (A)	425,931,664	276,813,551
	B. Depreciation		
	Opening Balance as at July 01, 2024	50,934,191	37,013,339
	Add: Charged during the year	18,863,790	13,920,851
	Closing Balance as at June 30, 2025 (B)	69,797,981	50,934,191
	Written Down Value as on June 30, 2025 (A-B)	356,133,684	225,879,360

The details of property, plant and equipment schedule has been shown in annexure-A

5.00	Intangible Assets		
	A. Cost		
	Opening Balance as at July 01, 2024	-	-
	Add: Addition during the year	200,000	-
	Closing Balance as at June 30, 2025 (A)	200,000	-
	B. Depreciation		
	Opening Balance as at July 01, 2024	-	-
	Add: Charged during the year	20,000	-
	Closing Balance as at June 30, 2025 (B)	20,000	-
	Written Down Value as on June 30, 2025 (A-B)	180,000	-

The details of Intangible Assets has been shown in annexure-D

6.00	Right of use asset		
	Opening Balance as at July 01, 2025	10,746,079	10,746,079
	Add: Addition during the year	818,978	-
	Closing Balance as at June 30, 2025 (A)	11,565,057	10,746,079
	B. Depreciation		
	Opening Balance as at July 01, 2025	597,004	298,502
	Add: Charged during the year	553,962	298,502
	Closing Balance as at June 30, 2025 (B)	1,150,966	597,004
	Written Down Value as on June 30, 2025 (A-B)	10,414,091	10,149,075

The details of right of use asset schedule has been shown in annexure-B

7.00 Investment in FDR

Name of bank & Account Number	Interest rate	FDR Issue Date	FDR Maturity Date	Condition	Amount	Amount
BRAC A/C: 3056540870001					-	2,500,000
IDLC A/C- 12759557497602					-	2,100,000
Standard Bank A/C- 07455002156	4.75%	07.08.2023	07.08.2024	LC Against (Lien of MTDR)	500,000	500,000
Standard Bank A/C- 07455002157	4.75%	07.08.2023	07.08.2024	LC Against (Lien of MTDR)	500,000	500,000
Standard Bank A/C -07455002239	4.75%	03.12.2023	03.12.2024	LC Against (Lien of MTDR)	500,000	500,000
IPDC Finance A/C- 1009251000002411	8.75%	17.03.2025			5,000,000	-
Total					6,500,000	6,100,000


Md. Khalid Hossain
Managing Director (Acting)
AAA Finance & Investment Ltd.


Md. Mosharraf Hossain
Chief Financial Officer (CFO)
Leo ICT Cables PLC.


Md. Momenul Haque Momen
Managing Director
Leo ICT Cables PLC.

8.00 Inventories

Raw Materials	8.01	54,417,794	29,299,649
Work- in-Process	8.02	26,147,150	1,337,965
Finished Goods	8.03	75,478,600	58,997,885
Stock of Store	Annexure -C	4,301,614	-
Total		160,345,158	89,635,499

8.01 Item-wise breakup of raw-materials

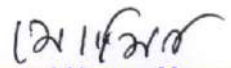
	Unit	Quantity	Value in BDT	Value in BDT
HDPE (Borouge)	KG	24,461	3,791,455	208,075
HDPE (Local)	KG		-	279,450
Master Batch	KM	42	8,400	-
PBT	KG	19,357	4,452,110	3,873,375
Jelly	KG	14,139	3,205,445	2,504,700
FRP 0.8 mm	KM	2,117	1,037,232	1,037,160
FRP 1.0 mm	KM	7,761	3,502,743	1,978,750
Coted FRP -0.6 MM	KM	4,918	2,409,820	2,297,030
Coted FRP -0.7 MM	KM	14,484	7,097,160	1,726,861
Coted FRP -1.0 MM	KM	6,048	2,963,520	-
Optical Fiber (Colored)	KM	35,582	11,742,126	7,466,965
Patch Cord-3M	PCS	5	1,500	-
Patch Cord-15M	PCS	16	24,000	-
White Ink	PCS	1	43,500	-
Additive	PCS	8	4,000	-
8mm Heat Shrink Tube	MTRS	240	2,700	-
Carton Tape	PCS	7	2,520	-
Wrapping Poly	PCS	14	26,400	-
Wooden Spool 32"	PCS	52	10,800	-
Wooden Spool 30"	PCS	60	19,800	-
Wooden Spool 28"	PCS	18	10,500	-
Wooden Spool 26"	PCS	16	26,000	-
Wooden Spool 18"	PCS	248	78,400	-
Wooden Spool 16"	PCS	405	294,000	-
Printing Tape	KM	-	-	40,250
Ethernet Card	PCS	-	-	3,620,653
Ethernet Connector	PCS	-	-	2,254,650
Ethernet Cable	PCS	-	-	202,050
P.P Box	PCS	-	-	1,150,250
Printing Box	PCS	-	-	350,430
Charger	PCS	-	-	8,500
Antenna	PCS	-	-	300,500
Lithium Iron Phosphate Cell 3.2V 50Ah	PCS	1,400	2,100,000	-
1*2 Cell Holder , 84mm ABS+PP	PCS	640	320,000	-
1*3 Cell Holder , 64mm ABS+PP	PCS	3,430	1,372,000	-
Stainless Screw Nut M14 1.5 Galvanize	PCS	817	1,634	-

Stainless Screw Nut M10 1.5	PCS	1,317	2,634	-
Galvanize	PCS	1,924	9,620	-
Hexagonal Nuts With Flange	PCS	6,779	101,685	-
Non-Slip Gasket	PCS	1,659	33,180	-
M14	PCS	3,616	18,080	-
Pull Rod M6 180 Galvanize	PCS	336	100,800	-
Bracket Supporter Block A & B	PCS	5,650	28,250	-
Terminal Positive & Negative	PCS	390	7,800	-
3 mm Screw	PCS	2,997	329,670	-
Terminal Screw	PCS	873	96,030	-
1*2 Aluminum Busbar, aluminum 1060	PCS	1,805	198,550	-
1*6 Aluminum Busbar, aluminum 1060	PCS	1,252	137,720	-
1*4 Aluminum Busbar, aluminum 1060	PCS	176	11,440	-
2*2 Aluminum Busbar, aluminum 1060	PCS	199	12,935	-
1*2 Postive Busbar, aluminum 1060	PCS	212	13,780	-
1*2 Negative Busbar, aluminum 1060	PCS	160	10,400	-
1*3Postive Busbar, aluminum 1060	PCS	1,510	151,000	-
1*3 Negative Busbar, aluminum 1060	PCS	20	3,000	-
2*3 Aluminum Busbar, aluminum 1060				
2*4 Aluminum Busbar, aluminum 1060				
1*8 Aluminum Busbar, aluminum 1060	PCS	12	1,800	-
1*4 Postive Busbar, aluminum 1060	PCS	7	1,050	-
1*4 Negative Busbar, aluminum 1060	PCS	10	1,500	-
Printed Circuit Board (BMS) 17S_80A	PCS	281	1,038,857	-
Printed Circuit Board (BMS) 17S_120A	PCS	70	258,790	-
Printed Circuit Board (BMS) 22S_100A	PCS	51	188,547	-
Printed Circuit Board (BMS) 22S_80A	PCS	180	665,460	-
Charger-48V 20A	PCS	341	1,534,500	-
Charger-48V 12A	PCS	208	936,000	-
Charger-60V 20A	PCS	344	1,548,000	-
Charger Connector	PCS	460	4,600	-
Printed Circuit Board (BMS) 4S_60A	PCS	21	136,500	-
Printed Circuit Board (BMS) 4S_100A	PCS	2	14,000	-
Terminal Positive & Negative 2 Slot	PCS	46	23,000	-
Terminal Positive & Negative 4 Slot -200A	PCS	49	9,800	-
Lithium-ION Batteries 15S2P	PCS	1	500	-
Lithium-ION Batteries 19S3P	PCS	2	1,000	-
Meter	PCS	595	297,500	-
Meter Connector	PCS	580	29,000	-
Battery Casisg 48V 50Ah	PCS	11	30,800	-
Battery Casisg 48V 100Ah	PCS	18	63,000	-
Battery Casisg 48V 150Ah	PCS	2	7,600	-
Battery Casisg 60V 100Ah	PCS	24	86,400	-
Battery Casisg 60V 150Ah	PCS	6	27,000	-
Battery Casisg 12V 100Ah	PCS	3	4,950	-
Battery Casisg 12V 150Ah	PCS	5	9,000	-
Battery Casisg 12V 200Ah	PCS	5	12,500	-
1x16rm Flexible Cable	Mtr/K	100	30,000	-
	g			
1x10rm Flexible Cable	Mtr/K	100	18,000	-
	g			
Cable Luge 25rm with 15mm dia	PCS	265	7,950	-
Cable Luge 25rm with 10mm dia	PCS	280	7,000	-

Cable Luge 16rm with 8mm dia	PCS	340	3,400	-
Cable Luge 16rm with 10mm dia	PCS	400	8,800	-
Cable Luge 10rm	PCS	190	1,900	-
Joint Socket 16rm	PCS	150	2,700	-
Cable Luge 1.5rm regular size	PCS	1,200	1,800	-
Cable Luge 1.5rm with 10mm dia	PCS	1,200	9,600	-
Cable Luge 2.5rm with 15mm dia	PCS	410	3,280	-
Aluminum Terminal Connector	PCS	623	13,706	-
Separator	PCS	23	80,500	-
Fabric Tape	PCS	7	3,850	-
Cartoon Tape	PCS	21	4,200	-
PVC Tape (Red & Black)	PCS	60	13,200	-
EVA Foam 50mmx3mm	PCS	23	4,600	-
High Density EVA Foam 12mm	Sft	90	54,000	-
Heatsink Tube - 16rm/12mm	MTRS	200	300,000	-
Heatsink Tube - 8mm	MTRS	200	170,000	-
Heatsink Tube - 4.0mm	MTRS	80	160,000	-
Heatsink Tube - 2.5mm	MTRS	90	270,000	-
Cable Tie 3"	Packet	52	1,040	-
Cable Tie 8"	Packet	7	210	-
Spiral Hose	Packet	25	2,250	-
Silicone tube (White & Black)	PCS	8	2,000	-
Glue Stick	Packet	19	12,160	-
Converter for GPS Tracker	PCS	1	850	-
GPS Tracker	PCS	1	2,500	-
Meter Connection Cable	Mtr	490	220,500	-
Cotton Cloth Adhesive Tape	PCS	50	6,000	-
Battery Carton 48V 50Ah	PCS	690	103,500	-
Battery Carton 48V 100Ah	PCS	500	80,000	-
Battery Carton 48V 150Ah	PCS	160	27,680	-
Battery Carton 60V 150Ah	PCS	75	17,625	-
Battery Carton 12V 100Ah	PCS	90	13,050	-
Battery Carton 12V 150Ah	PCS	93	13,950	-
Sub total			54,417,794	29,299,649


Md. Khalid Hossain
 Managing Director (Acting)
 AAA Finance & Investment Ltd.


Md. Mosharraf Hossain
 Chief Financial Officer (CFO)
 Leo ICT Cables PLC.


Md. Momenul Haque Momen
 Managing Director
 Leo ICT Cables PLC.

8.02 Work -in- Process

WIP

Fiber Optic Cable
Lithium-Ion Battery

Unit	Quantity	Value in BDT	Value in BDT
KM	1011.7	9,611,150	1,337,965
PCS	212	16,536,000	-
		26,147,150	1,337,965

8.03 Item-wise breakup of Finished Goods

Finished Goods

Fiber Optic Cable
ONU/Router
Lithium Ion Battery
Sub total

KM	3,294	36,234,000	26,117,885
PCS	9,174	26,604,600	32,880,000
PCS	158	12,640,000	-
		75,478,600	58,997,885
		156,043,544	89,635,499

9.00 Advances, Deposits And Prepayments

Advances

Office Rent advance
Advance Income
TAX
LC Margin - Citizens Bank -LC NO # 380125010221

9.01

200,000	200,000
72,137	1,062
1,964,520	4,638,054
2,236,657	4,839,116

9.01 Advance Income Tax

Opening Balance
Add: Addition during the year
Less: Adjustment during the year
Closing Balance

9.02

1,062	-
71,075	6,373
-	5,311
72,137	1,062

9.02 AIT break-up

IPDC Finance PLC # 1009251000002411
NRBC Bank # 013933300000507
Citizens Bank PLC # 1004202000189
Citizens Bank PLC # 1004202000198
Standard Bank PLC # 07455002239
Standard Bank PLC # 07455002455
Standard Bank PLC # 07455002464

Total

21,875	-
10,355	6,373
28,125	-
2,067	-
4,750	-
3,387	-
516	-
71,075	6,373

10.00 Trade Receivables


Trade Receivable (Note 10.01)
Less: Expected Credit Loss (ECL)
(Annexure-E)

58,934,496	53,925,064
3,178,756	-
55,755,740	53,925,064

Trade Receivable have been stated at their nominal value. These are accrued in the ordinary course of business and carried at invoice amount. All receivable have been considered as good and realizable. Therefore, no amount was written off as bad debt and no debt was considered as doubtful to provide for.


Md. Khalid Hossain
Managing Director (Acting)
AAA Finance & Investment Ltd.


Md. Mosharraf Hossain
Chief Financial Officer (CFO)
Leo ICT Cables PLC.


Md. Momenul Haque Momen
Managing Director
Leo ICT Cables PLC.

10.01 Trade Receivables

D Core Solutions	530,354	5,168,803
Magpie Solutions	8,917,472	-
BD pon technology	719,647	7,319,647
SAB Corporation	1,428,008	1,905,000
Winer Communication	15,037,850	6,251,850
Four Net Solution	13,954,000	2,954,000
Flow Line Solution	1,174,710	3,150,000
BN Technology	660,000	5,950,000
Link International	-	1,845,600
ST Technology	-	5,710,000
R & G Communication	93,500	-
Paramount communication	16,418,956	13,670,164
Total	58,934,496	53,925,064

Notes

Disclosure as per Schedule-XI, Part -I, of The Companies Act, 1994

Invoiced less than 90 days	1,054,000	1,378,500
Invoiced less than 90-180 days	6,592,000	19,094,200
Invoiced less than 180-270 days	5,877,690	4,876,791
Invoiced less than 270-365 days	25,636,810	10,540,514
Invoiced more than 365 days	19,773,996	18,035,059
Total	58,934,496	53,925,064

Receivables considered good in respect of which the company is fully secured

Receivables considered good for which the company holds no security other than the debtor's personal security

Receivables due by directors or other officers of the Company or any of them either severally or jointly with any other person or debts due by firms or private companies respectively in which any director is a partner or a director or a member

Receivables due by companies under same management
The maximum amount due by directors or other officers of the company at any time during the year

58,934,496	53,925,064
58,934,496	53,925,064

11.00 Cash and Cash Equivalents

Cash in hand	11.01	729,153	374,242
Cash at Banks	11.02	3,224,382	22,035,920
		3,953,535	22,410,162

11.01 Cash in hand

Corporate office	505,043	374,242
Factory office	224,110	-
	729,153	374,242

11.02 Cash at Banks

BRAC Bank Limited # 2056540870001	856,486	555,857
Dutch-Bangla Bank Ltd # 2461100005039	286,741	2,475,801
Mutual Trust Bank Ltd. # 570210003149	77,238	2,422,878
NRBC Bank Ltd. # 011233300000383	23,150	26,955
NRBC Bank Ltd. # 013933300000507	436,023	15,037,206
Prime Bank PLC. # 3133112015569	42,025	174,366
Standard Bank Ltd. # 07433000279	44,819	1,310,261
Standard Chartered bank Ltd. # 01132238101	23,896	32,595
Citizens Bank PLC # 1004111000194	1,339,045	-
NCC Bank PLC # 0114-021003274	94,959	-
	3,224,382	22,035,920

12.00 Share Capital

Authorized Capital

10,00,00,000 Ordinary Shares of Tk 10 Each	1,000,000,000	1,000,000,000
	1,000,000,000	1,000,000,000

Issued, Subscribed And Paid-Up Capital will be stated as -

The issued, subscribed and paid up capital of the company amounts of Tk. 32,58,00,000, comprising 32580000 ordinary shares of Tk. 10 each, full paid.

Particulars	Name of Shares	Amount	Amount
Ordinary Shares of Tk. 10 each	32,580,000.00	325,800,000	257,896,670
		325,800,000	257,896,670


Shareholding status

Name Of Share Holders	Position	No of Share	Percentage of Share	Premium	Amount in TK	Amount in TK
Jahanara Begum	Chairman	6,104,197	18.74	-	61,041,970	61,041,970
Md. Momenul Haque Momen	Managing Director	1,153,667	3.54	-	11,536,670	11,536,670
Mohammad Mahmudul Haque	Director	1,151,000	3.53	-	11,510,000	11,510,000
Musammet Meherunnesa	Director	1,156,691	3.55	-	11,566,910	11,566,910
Sabina Yasmin	Director	1,240,000	3.81	-	12,400,000	12,400,000
Ahmed Muhib Ishtiq	Director	2,280,000	7.00	-	22,800,000	22,800,000
Md. Mansurul Haque	Share holder	2,300,556	7.06	-	23,005,560	23,005,560
Md. Mozammel Haque	Share holder	120,556	0.37	-	1,205,560	1,205,560

Mohammad Ullah	Share holder	1,550,000	4.76	-	15,500,000	15,500,000
Mst. Shahida Akter Shoma	Share holder	775,000	2.38	-	7,750,000	7,750,000
Mohammad Asaduzzaman	Share holder	775,000	2.38	-	7,750,000	7,750,000
Md. Rashed Khan	Share holder	270,000	0.83	1,350,000	4,050,000	4,050,000
Mohammad Zulker Naim	Share holder	500,000	1.53	-	5,000,000	5,000,000
Md Abdullah Al Emran	Share holder	50,000	0.15	-	500,000	500,000
Penta Global Limited	Share holder	-	-	-	-	18,000,000
Penta Engineering Limited	Share holder	-	-	-	-	1,500,000
New Vision Solutions Ltd.	Share holder	60,000	0.18	300,000	900,000	900,000
Abu Hassan MD Alamgir & others	Share holder	-	-	-	-	750,000
Md Asaduzzaman	Share holder	140,000	0.43	700,000	2,100,000	2,100,000
Tofayel Kabir Khan	Share holder	100,000	0.31	500,000	1,500,000	1,500,000
Sahana Begum	Share holder	-	-	-	-	750,000
Abdul Aziz	Share holder	-	-	-	-	2,250,000
Misbahus Saleheen	Share holder	60,000	0.18	300,000	900,000	900,000
Sandhani Life Finance Ltd.	Share holder	1,126,000	3.46	5,630,000	16,890,000	16,890,000
Sandhani Life Finance Ltd. Employees Provident Fund	Share holder	200,000	0.61	1,000,000	3,000,000	3,000,000
Sandhani Asset Management Ltd.	Share holder	303,000	0.93	1,515,000	4,545,000	4,545,000
Mona Financial Consultancy & Sec. Ltd	Share holder	1,818,000	5.58	9,090,000	27,270,000	27,270,000
City University	Share holder	606,000	1.86	3,030,000	9,090,000	9,090,000
Umme Salma Katha	Share holder	100,000	0.31	500,000	1,500,000	1,500,000
Eti Majumder	Share holder	100,000	0.31	500,000	1,500,000	1,500,000
Pranab Kumar Majumder	Share holder	100,000	0.31	500,000	1,500,000	1,500,000
Zunayed Sharif	Share holder	-	-	-	-	1,500,000
Md. Abu Musa	Share holder	500,000	1.53	2,500,000	7,500,000	-
Mst. Shapla Begum	Share holder	270,000	0.83	1,350,000	4,050,000	-
Kamrun Nahar	Share holder	270,000	0.83	1,350,000	4,050,000	-

Badiuzzaman	Share holder	83,333	0.26	416,665	1,249,995	-
Sandhani Life Insurance Co. Ltd.	Share holder	3,031,000	9.30	15,155,000	45,465,000	-
Purabi General Insurance C L	Share holder	606,000	1.86	3,030,000	9,090,000	-
Sunnyside Agrobox Limited	Share holder	650,000	2.00	750,000	7,250,000	-
Sadeka Banu	Share holder	150,000	0.46	500,000	2,000,000	-
Monjoor Elahee Chowdhury	Share holder	10,000	0.03	-	100,000	-
Hosne Ara Nazneen	Share holder	500,000	1.53	-	5,000,000	-
Mst Maksuda Begum	Share holder	10,000	0.03	-	100,000	-
Md. Anwarul Azim Chowdhury	Share holder	50,000	0.15	-	500,000	-
Hasnain Thoufiq Ahmed & Joushan Hasnain	Share holder	50,000	0.15	-	500,000	-
Farhad Uddin	Share holder	100,000	0.31	-	1,000,000	-
Md. Shahjahan	Share holder	100,000	0.31	-	1,000,000	-
Md Afsar Ahmed	Share holder	100,000	0.31	-	1,000,000	-
S M Shohel	Share holder	5,000	0.02	-	50,000	-
Md. Jashim Uddin	Share holder	5,000	0.02	-	50,000	-
Md. Rezaul Haque	Share holder	5,000	0.02	-	50,000	-
Farzana Parveen	Share holder	5,000	0.02	-	50,000	-
Mohammad Hafizur Rahman Khadem	Share holder	5,000	0.02	-	50,000	-
Mohammed Abed Ali	Share holder	5,000	0.02	-	50,000	-
Mst. Rojina Akter	Share holder	100,000	0.31	-	1,000,000	-
Sultana Mahmuda Begum	Share holder	50,000	0.15	-	500,000	-
Mst Hasina Begum	Share holder	270,000	0.83	-	2,700,000	-
Quazi Mashunuzzaman	Share holder	10,000	0.03	-	100,000	-
Mohammad Yasir Arafat	Share holder	20,000	0.06	-	200,000	-
Mohammad Razibul Hasan Khan	Share holder	5,000	0.02	-	50,000	-
Md. Jewel Mahmud	Share holder	5,000	0.02	-	50,000	-
Md. Asraf Hossain	Share holder	5,000	0.02	-	50,000	-


Md. Khalid Hossain
Managing Director (Acting)
AAA Finance & Investment Ltd.


Md. Mosharraf Hossain
Chief Financial Officer (CFO)
Leo ICT Cables PLC.


Md. Momenul Haque Momen
Managing Director
Leo ICT Cables PLC.

Md. Rashed Hoshen	Share holder	5,000	0.02	-	50,000	-
Saneiz Nayem Linkon	Share holder	2,500	0.01	-	25,000	-
Rifatul Islam	Share holder	2,500	0.01	-	25,000	-
Md. Samiur Rahman	Share holder	2,500	0.01	-	25,000	-
Jaber Hosen	Share holder	2,500	0.01	-	25,000	-
Ponkoj Sarker	Share holder	2,500	0.01	-	25,000	-
Muhammad Mosharraf Hossain	Share holder	2,500	0.01	-	25,000	-
Md Hedaetul Aziz	Share holder	5,000	0.02	-	50,000	-
Md. Mostaque Hossan	Share holder	5,000	0.02	-	50,000	-
Loful Azum Mahbub	Share holder	5,000	0.02	-	50,000	-
Md Rashed Ahmed	Share holder	5,000	0.02	-	50,000	-
Ratan Chandra Das	Share holder	5,000	0.02	-	50,000	-
Md. Majharul Islam	Share holder	20,000	0.06	-	200,000	-
Md. Shahidul Islam	Share holder	50,000	0.15	250,000	750,000	-
Asad Murshed Bin Sher Ali	Share holder	100,000	0.31	500,000	1,500,000	-
Jasim Uddin	Share holder	50,000	0.15	250,000	750,000	-
Md. Kazi Nazmul Hasan	Share holder	1,200,000	3.68	6,000,000	18,000,000	-
		32,580,000	100	56,966,665	382,766,665	291,061,670

13.00 Share Premium

66,33,000 Share Premium of TK 5 Each
47,60,333 Share Premium of Tk 5 Each

33,165,000	33,165,000
23,801,665	-
56,966,665	33,165,000

14.00 Retained Earnings

Opening balance
Adjustment for the application of IFRS 16 (Lease)
Less: Bonus share
Net Profit / (Loss) during the year
Closing balance

33,558,651	57,615,566
-	-
-	(55,000,000)
49,811,965	30,943,085
83,370,616	33,558,651

15.00 Lease Liability

Opening Balance
Add: Addition during the year
Add: Interest
Less: Payment
Total Lease payable

14,705,701	14,790,964
818,978	-
2,162,809	1,339,236
2,514,000	1,424,500
15,173,487	14,705,701


Md. Khalid Hossain
Managing Director (Acting)
AAA Finance & Investment Ltd.


Md. Mosharraf Hossain
Chief Financial Officer (CFO)
Leo ICT Cables PLC.


Md. Momenul Haque Momen
Managing Director
Leo ICT Cables PLC.

15.01 Lease liabilities (Non-current & Current portion)

Non-Current Portion of lease liability (14.01)	10,652,079	11,967,864
Current Portion of lease liability (14.01)	4,521,409	2,737,836
	15,173,487	14,705,701

16.00 Current & Non-Current Long term Loan

IDLC Finance Limited, Elephant Road Branch A/C-1277201574976517	-	8,275,523
BRAC Bank PLC, Elephant Road Branch A/C-605654087001	-	10,018,624
NRBC - Aganagar Branch A/C-011258800000083	-	-
Prime Bank, IBB Mirpur Branch -A/C-2158941	-	-
IPDC Finance PLC- Customer ID: 55361	23,353,487	-
Standard Chartered Bank, Gulshan Branch -A/C # 02661446	8,873,732	-
	32,227,219	18,294,148

16.01 Long term loan

IDLC Finance Limited, Elephant Road Branch A/C-1277201574976517	-	3,567,959
BRAC Bank PLC, Elephant Road Branch A/C-605654087001	-	4,294,672
IPDC Finance PLC- Customer ID: 55361	12,732,167	-
Standard Chartered Bank, Gulshan Branch -A/C # 02661446	3,112,184	-
Due after one year	15,844,351	7,862,632

16.02 Current Portion of Long term loan

IDLC Finance Limited, Elephant Road Branch A/C-1277201574976517	-	4,707,564
BRAC Bank PLC, Elephant Road Branch A/C-605654087001	-	5,723,952
IPDC Finance PLC- Customer ID: 55361	10,621,320	-
Standard Chartered Bank, Gulshan Branch -A/C # 02661446	5,761,548	-
Due within one year	16,382,868	10,431,516

A) IPDC Finance PLC, Loan Sanction amount BDT 2,50,00,000.00 at floating interest rate 16.50%, Payment month 36, Installment size BDT 8,85,110.00, Sanction date: 12 March 2025. Loan against Security FDR BDT 50,00,000.00

B) Standard Chartered, Loan Sanction amount BDT 1,00,00,000.00 at floating interest rate 14.00%, Payment month 24, Installment size BDT 4,80,129.00, Sanction date: 19 March 2025.

17.00 Deferred Tax Liabilities


WDV of PPE - accounting base	356,133,686	225,879,362
WDV of PPE - tax base	329,962,589	209,586,213
Taxable/(Deductible) Temporary Difference	26,171,096	16,293,149
Tax Rate	25.00%	25.00%
Closing Deferred Tax Liabilities	6,542,774	4,073,287

17.01 Deferred Tax Liabilities

Opening Balance	4,073,287	2,139,944
Deferred Tax (Income)/Expense (16.02)	2,469,487	1,933,343
	6,542,774	4,073,287


Md. Khalid Hossain
Managing Director (Acting)
AAA Finance & Investment Ltd.


Md. Mosharraf Hossain
Chief Financial Officer (CFO)
Leo ICT Cables PLC.


Md. Momenul Haque Momen
Managing Director
Leo ICT Cables PLC.

17.02	Deferred Tax (Income)/Expense		
	Closing Deferred Tax Liabilities	6,542,774	4,073,287
	Less: Previous year Deferred Tax Liabilities	4,073,287	2,139,944
	Deferred Tax (Income)/Expense	2,469,487	1,933,343

18.00 **Short Term Loan**

Citizens Bank (LTR) (18.01)
Total

9,465,115	-
9,465,115	-

18.01 **Citizens Bank (LTR)**

Citizens Bank (LTR) -A/C - 1004841000004
Citizens Bank (LTR) -A/C - 1004841000005
Citizens Bank (LTR) -A/C - 1004841000009

2,371,958	-
3,701,813	-
3,391,344	-
9,465,115	-

Citizens Bank PLC, Credit limit of Tk. 3.00 Crore @ 50% cash margin (out of which 30% to realized at the time of opening L/C and rest of the 20% to be realized at the time of retirement of shipping documents) subject to compliance with margin related restriction as prescribed by Bangladesh Bank from time to time with commission @ 0.40% per quarter to import raw materials for manufacturing of fiber optic cables.

Revolving 90 days LTR limit (Inner of L/C (Sight) (Foreign) Limit of BDT 1.50 Crore with interest @ 16.00% p.a (Floating) Interest rate (to be charged at quarterly rst) for retirement of Shipping documents under Sight L/C (Foreign)

19.00 **Intercompany Payable**

Leo Commerce
Total

43,000,000	23,703,865
43,000,000	23,703,865

The loan will have a tenure of 10 (Ten) years commencing from the date of first disbursement. However, the Borrower will have the option to repay any amount of the loan gradually at its own discretion. The amount of loan payable will not exceed a maximum of Tk 5 Crores & will repay the loan interest free.

20.00 **Trade and Other Payables**

Trade Payables 20.01
Total

3,309,946	2,493,357
3,309,946	2,493,357

20.01 **Trade Payable**

Joynal Plastic
All Bright
Sikder Plastic
Insaf Plastic
Ajgar plastic
Wood packer
Bismillah Enterprise
Total

-	120,000
402,500	-
115,190	-
1,615,625	-
540,000	840,000
636,631	1,139,036
-	394,321
3,309,946	2,493,357

21.00 Provisions and Liabilities for Expenses

Salary & Allowance	1,528,000	1,307,097
Director Remuneration	430,500	-
Security Expense	629,333	39,000
Factory internet bill	-	10,000
Factory Electricity	630,470	3,387,157
Lease Payment	1,092,637	1,313,336
Corporate Electricity	16,850	19,827
Provision for Audit fee	230,000	230,000
Ex. Bond Taxation	10,847,093	10,847,093
Total	15,404,883	17,153,510

Note: For Ex Bond Taxation

Customs Bond Commissionerate, Dhaka- Demand amount 1,08,47,093.00 (As per audit 16.05.2022)

Leo ICT Cable PLC has been given a letter regarding the settlement of 2 years of audit and payment of dues through installments. We are willing to pay the dues but have not received any office order from the Customs Bond Commissionerate, hence we have not been able to pay.

22.00 Provision for Worker Profit Participation Fund (WPPF)

Opening Balance	1,644,087	-
Addition during the year (Net Profit before WPPF *5/105)	2,614,073	1,644,087
Adjustment during the year	-	-
Closing balance	4,258,160	1,644,087

23.00 Provision for Tax

Tax liability on other income	-	5,311
Less: TDS	-	5,311
Total	-	-


24.00 Interest free Temporary Loan

Abu Musa	-	2,500,000
Bodiuzzaman	-	1,250,000
Shapla Begum	-	1,250,000
Kamrun Nahar	-	1,250,000
Total	-	6,250,000

Notes	Particulars	Amount in BDT	
		30-Jun-25	30-Jun-24
25.00	Revenue		
	Sales 25.01	368,990,169	299,997,565
		368,990,169	299,997,565
25.01	Segment Wise Sales		
	Fiber Optic Cable	121,326,461	145,628,784
	Onu/Router	251,852,010	173,363,840
	Lithium Ion Battery	13,382,423	-
	Total Sales	386,560,893	318,992,624
	Less: VAT	(17,570,724)	(18,995,059)
	Net Sales	368,990,169	299,997,565
26.00	Cost of Goods Sold		
	Opening Raw Materials	29,299,649	45,790,796
	Add: Purchase during the year	297,934,673	211,471,805
	Raw Materials Available For Use	327,234,322	257,262,601
	Less: Closing stock Raw Materials 8.00	(54,417,794)	(29,299,649)
	Raw Materials Consumed During The Year	272,816,528	227,962,952
	Factory Overhead 27.00	56,503,033	48,630,387
	Manufacturing cost	329,319,561	276,593,340
	Add: Opening WIP	1,337,965	-
	Less: Closing WIP 8.02	(26,147,150)	(1,337,965)
	Cost of goods manufactured	304,510,376	275,255,375
	Add: Opening finished goods	58,997,885	29,654,032
	Less: Closing finished goods	(75,478,600)	(58,997,885)
	Cost of Goods Sold	288,029,661	245,911,522
27.00	Factory Overhead		
	Salary, Wages And Allowance	15,252,318	10,483,053
	Festival bonus	1,344,000	933,360
	Sampling expense	2,245,000	2,102,100
	Overtime	2,890,560	2,318,015
	Labour bill	3,260,400	3,053,492
	Electricity Bill	5,243,313	5,829,272
	Pick up Van Fuel	1,060,500	837,530
	Pick up Van maintainance	535,750	1,155,461
	Security Expenses	726,719	576,064
	Internet bill	120,000	120,000
	Printing & Stationary	250,300	136,559
	Entertainment Expense	201,384	162,502
	Conveyence and travelling expense	324,850	642,842
	Lunch subsidy for staff	1,992,000	1,481,943
	Carriage Inwards	1,592,200	2,058,155
	Depreciation of right of use asset	298,502	298,502
	Depreciation	16,034,222	11,136,681
	Misc. Expense	420,000	312,500
	Disel and Fuel	1,297,200	1,873,454
	Insurance expense	280,656	264,450


Md. Khalid Hossain
Managing Director (Acting)
AAA Finance & Investment Ltd.


Md. Mosharraf Hossain
Chief Financial Officer (CFO)
Leo ICT Cables PLC.


Md. Momenul Haque Momen
Managing Director
Leo ICT Cables PLC.

Repair and maintenance
Spare Parts
Postage & Courier

556,400	1,679,169
520,780	1,170,664
55,980	4,620
56,503,033	48,630,387

28.00

Administrative Expenses

Salary, Wages And Allowance
Director Remuneration
Festival bonus
Attendance Incentive
Electricity bill
Office rent
Depreciation of right of use asset
Amortization of Software
Board Meeting Attendance Fee
Traveling and conveyance
Paper and Document charge
Telephone & Communication
Internet and Dis
Entertainment Expense
Launch subsidy for staff
Audit Fee
License renewal Fee
Misc. Expense
Postage, Stamp & Parcel
Printing & Stationery
VAT expense
Depreciation
Legal and consultancy
Office Maintenance
Expected Credit Loss (ECL)
Advertisement Expense
Ex. Bond Taxation

3,813,079	2,620,763
5,146,500	-
336,000	233,340
-	10,318
178,376	120,968
-	752,500
255,460	-
20,000	-
84,000	-
581,600	423,082
156,500	4,210
4,520	3,319
31,188	27,389
207,908	107,908
651,000	351,000
230,000	230,000
539,324	339,324
186,480	115,480
51,029	12,230
242,848	154,066
25,775	-
2,829,569	2,784,170
506,000	536,457
249,649	180,370
3,178,756	-
250,000	71,030
-	2,864,086
19,755,561	11,942,010

29.00

Selling and Distribution Expenses

Promotional Expenses
Marketing tour bill
Delivery expense
Marketing expense
Sales Commission

42,893	5,450
205,000	153,552
158,931	253,517
42,132	18,721
191,044	141,044
640,000	572,283

30.00

Financial Expenses

Interest on Loan (30.01)
Lease interest
Bank Charge
Total

2,049,510	5,438,384
2,162,809	1,339,236
513,161	289,547
4,725,479	7,067,167

30.01


Interest on Loan

IDLC Finance Limited, Elephant Road Branch
BRAC Bank PLC, Elephant Road Branch

275,361	1,267,106
200,754	1,128,867


Md. Khalid Hossain
Managing Director (Acting)
AAA Finance & Investment Ltd.


Md. Mosharraf Hossain
Chief Financial Officer (CFO)
Leo ICT Cables PLC.


Md. Momenul Haque Momen
Managing Director
Leo ICT Cables PLC.

	NRBC - Aganagar Branch	-	452,131																																				
	Prime Bank	-	1,665,283																																				
	SCB (Loan)	314,119	924,997																																				
	IPDC Finance PLC (SME Loan)	1,008,817	-																																				
	Citizens Bank - LTR	250,460	-																																				
		2,049,510	5,438,384																																				
31.00	Non-operating Income / (Expense)																																						
	IPDC Finance PLC -50 Lac- FDR # 1009251000002411	109,375	-																																				
	NRBC, NAYA Bazar Branch # 013933300000507	51,676	21,244																																				
	Citizens Bank - FDR - 50 Lac # 1004202000189	140,625	-																																				
	Citizens Bank - FDR -15 lac # 1004202000198	10,333	-																																				
	Standard Bank PLC -FDR - 5 Lac # 07455002239	23,750	-																																				
	Standard Bank PLC -FDR - 50 Lac # 07455002455	16,935	-																																				
	Standard Bank PLC -FDR - 15 Lac # 07455002464	2,581	-																																				
	Foreign Exchange Gain/ (Loss) (Annexure-F)	(1,299,219)	-																																				
		(943,944)	21,244																																				
32.00	Current Tax Expense																																						
	Non-operating Income / (Expense)	-	21,244																																				
	Tax Rate 25%	25%	25%																																				
	Current year Tax Expense	-	5,311																																				
	Less: Adjustment Advance Income Tax (8.01.01)	-	5,311																																				
	Provision during the year	-	-																																				
33.00	Net Asset Value Per Share (NAV)																																						
	A. Shareholder's Equity	466,137,281	324,620,321																																				
	B. Outstanding Number of Share	32,580,000	25,789,667																																				
	Net Assets Value (NAV) Per Share (A/B)	14.31	12.59																																				
34.00	Basic Earnings Per Share (EPS)																																						
	A. Net Profit/ (Loss) after Tax for this year	49,811,965	30,943,085																																				
	B. Weighted Number of Share	29,744,887	10,541,889																																				
	Earnings per share (EPS) (A/B)	1.67	2.94																																				
35.00	During the current year, there has no Diluted Shares for diluted effect in EPS as per IAS 33: Earnings Per Share.																																						
35.01	Weighted Average Number of Shares																																						
	<table><tr><th>Date</th><th>Particulars</th><th>Shares Outstanding</th><th>Partition of year outstanding</th><th>No of Shares</th><th>No of Shares</th></tr><tr><td>1/Jul/24</td><td>Opening</td><td>25,789,667</td><td>1.00</td><td>25,789,667</td><td>10,541,889</td></tr><tr><td>16/Nov/24</td><td>Share issue</td><td>4,760,333</td><td>0.62</td><td>2,947,494</td><td>-</td></tr><tr><td>20/Nov/24</td><td>Share issue</td><td>1,650,000</td><td>0.61</td><td>1,003,562</td><td>-</td></tr><tr><td>26/Jun/25</td><td>Share issue</td><td>380,000</td><td>0.01</td><td>4,164</td><td>-</td></tr><tr><td>Total</td><td></td><td>32,580,000</td><td></td><td>29,744,887</td><td>10,541,889</td></tr></table>	Date	Particulars	Shares Outstanding	Partition of year outstanding	No of Shares	No of Shares	1/Jul/24	Opening	25,789,667	1.00	25,789,667	10,541,889	16/Nov/24	Share issue	4,760,333	0.62	2,947,494	-	20/Nov/24	Share issue	1,650,000	0.61	1,003,562	-	26/Jun/25	Share issue	380,000	0.01	4,164	-	Total		32,580,000		29,744,887	10,541,889		
Date	Particulars	Shares Outstanding	Partition of year outstanding	No of Shares	No of Shares																																		
1/Jul/24	Opening	25,789,667	1.00	25,789,667	10,541,889																																		
16/Nov/24	Share issue	4,760,333	0.62	2,947,494	-																																		
20/Nov/24	Share issue	1,650,000	0.61	1,003,562	-																																		
26/Jun/25	Share issue	380,000	0.01	4,164	-																																		
Total		32,580,000		29,744,887	10,541,889																																		
35.02	Weighted Earnings per Share																																						
	B. Weight Average number of Share	49,811,965	30,943,085																																				
		29,744,887	10,541,889																																				
		1.67	2.94																																				

36.00	Net operating cash flow per share (NOCFPS)		
	A. Net Cash Generated in operating activities	5,230,367	11,991,325
	B. Weighted average Number of Share	29,744,887	10,541,889
	Net operating cash flow per share (A/B)	0.18	1.14
37.00	Events after the reporting period		
	No circumstances have arisen since the balance sheet date which would require adjustment or disclosure in the financial statements or notes thereto.		
38.00	Cash Receipts from Customers		
	Sales	368,990,169	299,997,565
	Change in Account Receivable	(1,830,676)	(16,150,006)
		367,159,493	283,847,560
39.00	Cash Receipts from Others		
	Other income (Non-Operating Income)		
	IPDC Finance PLC -50 Lac- FDR # 1009251000002411	109,375	-
	NRBC, NAYA Bazar Branch # 013933300000507	51,676	21,244
	Citizens Bank - FDR - 50 Lac # 1004202000189	140,625	-
	Citizens Bank - FDR -15 lac # 1004202000198	10,333	-
	Standard Bank PLC -FDR - 5 Lac # 07455002239	23,750	-
	Standard Bank PLC -FDR - 50 Lac # 07455002455	16,935	-
	Standard Bank PLC -FDR - 15 Lac # 07455002464	2,581	-
		355,275	21,244
40.00	Cash Payment to Suppliers		
	Change in Inventory	(70,709,659)	(14,190,671)
	Change in A/P	816,589	(7,035,424)
	COGS	(288,029,661)	(245,911,522)
		(357,922,731)	(267,137,617)
41.00	Cash Payment to Others		
	Lease installment paid	1,783,572	-
	Lease Liabilities	(1,315,786)	(85,264)
	Change in advance deposit & prepayment	2,602,459	(4,239,116)
	Provision for Income Tax	-	(328)
	Change in Accrued expense	(1,748,628)	4,952,264
	Admin expense	(19,755,561)	(11,942,010)
	Selling & Distribution Expenses	(640,000)	(572,283)
	Finance Cost Paid	(4,725,479)	(7,067,167)
	Income Tax Paid	-	(5,311)
	Depreciation-RoU	553,962	298,502
	Depreciation	18,863,790	13,920,851
		(4,381,670)	(4,739,862)
42.00	Reconciliation of Operating Cash Flows		
	Profit after Tax	49,811,965	30,943,085
	Add: Depreciation on PPE	18,863,790	13,920,851
	Add: Depreciation on RoU Assets	553,962	298,502
	Add: Amortization of Software	20,000	-
	Add: Deferred Tax	2,469,487	1,933,343

Add: Worker Profit Participation Fund (WPPF)	2,614,073	1,644,087
Lease liabilities	467,786	(85,264)
Provision for Tax	-	(328)
Changes in Inventory	(70,709,659)	(14,190,671)
Changes in advance deposit & prepayment	2,602,459	(4,239,116)
Changes in Receivables	(1,830,676)	(16,150,006)
Changes in Accounts Payables & Others	2,115,809	(7,035,424)
Changes in Accrued expenses	(1,748,628)	4,952,264
Net Cash Flows/(Used in) Operating Activities	5,230,367	11,991,325

43.00 Other Commitments, Contingencies and relevant information

The requirements of Schedule XI, Part II, Para 3, 4, 7 & 8 of the Companies Act. 1994

43.01 Contingencies

There is no contingent event that may require recognition of contingent liabilities for the year ended 30 June 2025.

43.02 Capital Expenditure Commitment

The company have no Capital Commitment at the reporting date at 30 June 2025

43.03 Bank Guarantee

The company have no Bank Guarantee on the reporting date.

43.04 Number of Employee - Para 3 of Schedule XI, Part II

Total number of employees are as follows:

Particulars	Officer & Executive	Workers	30 June 2025	30 June 2024
Salary below Tk. 8,500 per month	-	1	1	1
Salary Tk. 8,500 or above per month	50	10	60	41
Total	50	11	61	42

43.05 Aggregated amount of Remuneration, Fees, Salary & Wages of employees are given below:

Directors	5,146,500	-
Remuneration	-	-
Board Meeting Attendances Fees	84,000	-
Wages, Salaries and Allowances	15,252,318	10,483,053
Salaries and allowances (Administrative and Marketing & Selling)	3,813,079	2,620,763
	24,295,897	13,103,816

43.06 The requirement of schedule XI part-II, Para 3 (a) : Turnover

Particulars	30 June 2025	30 June 2024
Turnover in BDT.	368,990,169	299,997,565
Turnover in Quantity (Pcs/KM)		
Fiber Optic Cable (KM)	11,304.79	13,431.98
Onu/Router (PCS)	80,926	55,744
Lithium Ion Battery (PCS)	301	-

43.07	The requirement of schedule XI part-II, Para 3 (d) (i) : Raw Materials Consumed				
	Particulars			30 June 2025	30 June 2024
	Raw Material (Value in BDT.)			297,934,67	211,471,805

44.00 Directors interest in contracts with the company

There was no transaction resulting in Director's interest with the company.

44.01 The requirement of schedule XI part-II, Para 4 : Related Party Transaction

During the period the Company carried out a number of transactions with related parties in the normal course of business on an arms' length basis. Names of those related parties, nature of those transactions and their total value have been set out in accordance with the provisions of IAS-24: Related Party Disclosures.

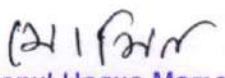
Name	Particulars	Opening Balance as on 01.07.2024	Addition during the year	Paid during the year	Closing balance as on 30.06.2025
Jahanara Begum - Chairman	Remuneration	-	330,000	300,000	30,000
	Board Meeting fee	-	12,000	12,000	-
Md. Momenul Haque Momen - Managing Director	Remuneration	-	1,835,000	1,680,000	145,000
	Board Meeting fee	-	12,000	12,000	-
Mohammad Mahmudul Haque - Director	Remuneration	-	1,041,500	946,000	85,500
	Board Meeting fee	-	12,000	12,000	-
Musammet Meherunnesa- Director	Remuneration	-	860,000	780,000	80,000
	Board Meeting fee	-	12,000	12,000	-
Sabina Yasmin- Director	Remuneration	-	330,000	300,000	30,000
	Board Meeting fee	-	12,000	12,000	-
Ahmed Muhib Ishtiq - Director	Remuneration	-	750,000	690,000	60,000
	Board Meeting fee	-	12,000	12,000	-
Wais Huda Representative/Nominee of Shandhani Life Finance Limited Director	Remuneration	-	-	-	-
	Board Meeting fee	-	12,000	12,000	-

During the period from 01-07-2024 to 30-06-2025, there were 6 (Six) Board Meetings held. The attendance status of all the meetings is as follows:

Name of Directors	Designation	Meeting Held	Attendance
Jahanara Begum	Chairman	6 Meeting	Present
Md. Momenul Haque Momen	Managing Director	6 Meeting	Present
Mohammad Mahmudul Haque	Director	6 Meeting	Present
Musammet Meherunnesa	Director	6 Meeting	Present
Sabina Yasmin	Director	6 Meeting	Present
Ahmed Muhib Ishtiq	Director	6 Meeting	Present


Md. Khalid Hossain
Managing Director (Acting)
AAA Finance & Investment Ltd.


Md. Mosharraf Hossain
Chief Financial Officer (CFO)
Leo ICT Cables PLC.


Md. Momenul Haque Momen
Managing Director
Leo ICT Cables PLC.

Wais Huda	Director	6 Meeting	2 Meeting Present
Representative/Nominee of Shandhani Life Finance Limited			

44.02 The requirement of schedule XI part-II, Para 7 : Capacity Utilization

The production capacity and utilization of its are as follows:

30/June/2025

Category	Quantity	Capacity as on 30-06-2025	Actual Production	Capacity Utilization (%) As on 30 June 2025
Fiber Optic Cable (KM)	KM	90,000	11,889	13.21%
Onu/Router (PCS)	Pcs	120,000	76,948	64.12%
Lithium Ion Battery (PCS)	Pcs	15,600	455	2.92%
Total		225,600	89,292	

44.03 The requirement of schedule XI part-II, Para 8 (C) :

30/June/2025

Particulars	Opening Balance	Total Purchase during the Year	Material Available (Taka)	Consumption	% of Consumption
Raw Materials Consumed	29,299,649	297,934,673	327,234,322	272,816,528	83.37

44.04 Transaction with Key Management Personnel of the entity:

As per Company Act, 1994 part-II, Schedule-XI (4) The profit and loss account will give by way of a note detailed information, showing separately the following payments provided or made during the financial year to the directors, including managing director, the managing agents or manager, if any, by the company, subsidiaries of the company

a.	Managerial Remuneration paid or payable during the year to the directors, including managing directors, a managing agent or manager.	5,146,500	-
b.	Expenses reimbursed to Managing Agent	Nil	Nil
c.	Commission or Remuneration payable separately to a managing agent or his associate	Nil	Nil
d.	Commission received or receivable by the managing agent or his associate as selling or buying agent of other concerns in respect of contracts entered into by such concerns with the company.	Nil	Nil
e.	The money value of the contracts for the sale or purchase of goods and materials or supply of services, entered into by the company with the managing agent or his associate during the financial year.	Nil	Nil
f.	Any other perquisite or benefits in cash or in kind stating, approximate money value where applicable.	Nil	Nil
g.	Other allowances and commission including guarantee commission Pensions etc.	Nil	Nil
	(i) Pensions	Nil	Nil
	(ii) Gratuities	Nil	Nil
	(iii) Payments from a provident funds, in excess of own subscription and interest thereon.	Nil	Nil
i.	Share Based payments	Nil	Nil

As per Para-17, IAS- 24:

An entity shall disclose key management personnel compensation in total and for each of the following benefits:

(a) Short-term employee benefits	Nil	Nil
(b) Post-employee benefits	Nil	Nil
(c) Other long term benefits	Nil	Nil
(d) termination benefits and	Nil	Nil
(e) share-based payment	Nil	Nil

As per Para-18, IAS- 24:

Disclosure requirements of IAS 24 Para 18 minimum disclosure shall include:

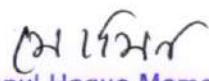
a) the amount of transaction	-	
b) the amount of outstanding balance, including commitments	-	
i) Their terms & condition, including whether they are secured, and the nature of the consideration to be provided in settlement.	Remuneration, Meeting Fee & Depot Rent	Remuneration, Meeting Fee & Depot Rent
ii) Details of any guarantee given or received.	Nil	Nil
c) Provisions for doubtful debts related to the amount of outstanding balance.	Nil	Nil
d) The expenses recognized during the period in respect of bad or doubtful debts due from related parties.	Nil	Nil

45.00 Status of Income Tax Assessment:

Income Year	Assessment Year	Demand /(Refund)	Assessment Completed U/S of ITO 1984	Status	Remarks
2020-2021	2021-2022		Completed		
2021-2022	2022-2023		Completed		
2022-2023	2023-2024		Completed		
2023-2024	2024-2025		Completed		
2024-2025	2025-2026				2025-26 Assessment will Complete this year


Md. Khalid Hossain
Managing Director (Acting)
AAA Finance & Investment Ltd.


Md. Mosharraf Hossain
Chief Financial Officer (CFO)
Leo ICT Cables PLC.


Md. Momenul Haque Momen
Managing Director
Leo ICT Cables PLC.

Leo ICT Cables PLC.
Schedule of Property, Plant & Equipment
As at June 30, 2025

Annexure-A

Particulars	Cost				Dep Rate (%)	Depreciation			Written Down Value as on June 30, 2025
	Opening Balance as on July 01, 2024	Addition During the Year	Disposal During the Year	Closing Balance as on June 30, 2025		Opening Balance as on July 01, 2024	Charge During the Year	Closing Balance as on June 30, 2025	
Building & Other Construction	204,575,154	98,223,801	-	302,798,955	5%	30,086,017	11,180,052	41,266,069	261,532,886
Furniture and equipment	2,081,090	370,000	-	2,451,090	10%	833,844	143,225	977,069	1,474,021
Electric and office equipment	4,256,016	2,875,000	-	7,131,016	10%	1,070,045	462,347	1,532,392	5,598,624
Computer, Printer, Photocopy and AC	2,058,814	2,176,400	-	4,235,214	10%	644,002	250,301	894,303	3,340,911
Generator	3,960,000	-	-	3,960,000	10%	1,621,660	233,834	1,855,494	2,104,506
Machineries	56,274,572	45,472,912	-	101,747,484	10%	13,588,367	6,542,266	20,130,633	81,616,852
Motor Vehicles	3,607,907	-	-	3,607,907	10%	3,090,256	51,765	3,142,021	465,886
Total	276,813,553	149,118,113	-	425,931,666	-	50,934,191	18,863,790	69,797,981	356,133,686

Depreciation Allocated to:

Charged during the
year

18,863,790

18,863,790

Factory Overhead

16,034,222

Administrative

2,829,569

Expenses

18,863,790

Md. Khalid Hossain
Managing Director (Acting)
AAA Finance & Investment Ltd.

Md. Mosharraf Hossain
Chief Financial Officer (CFO)
Leo ICT Cables PLC.

Md. Momenul Haque Momen
Managing Director
Leo ICT Cables PLC.

As at June 30, 2024

Particulars	Cost				Dep Rate (%)	Depreciation			Written Down Value as on June 30, 2024
	Opening Balance as on July 01, 2023	Addition During the Year	Disposal During the Year	Closing Balance as on June 30, 2024		Opening Balance as on July 01, 2023	Charge During the Year	Closing Balance as on June 30, 2024	
Building & Other Construction	182,706,912	21,868,242	-	204,575,154	5%	21,669,685	8,416,332	30,086,017	174,489,137
Furniture and equipment	2,081,090	-	-	2,081,090	10%	695,261	138,583	833,844	1,247,246
Electric and office equipment	3,354,816	901,200	-	4,256,016	10%	782,804	287,241	1,070,045	3,185,971
Computer, Printer, Photocopy and AC	1,716,654	342,160	-	2,058,814	10%	512,146	131,856	644,002	1,414,812
Generator	3,960,000	-	-	3,960,000	10%	1,361,844	259,816	1,621,660	2,338,340
Machineries	54,743,606	1,530,966	-	56,274,572	10%	8,958,860	4,629,507	13,588,367	42,686,205
Motor Vehicles	3,607,907	-	-	3,607,907	10%	3,032,740	57,517	3,090,256	517,651
Total	252,170,985	24,642,568	-	276,813,553	-	37,013,339	13,920,851	50,934,191	225,879,362

Depreciation Allocated to:

Charged during the year 13,920,851

13,920,851

Factory Overhead 11,136,681

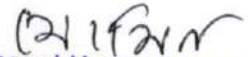
Administrative 2,784,170

Expenses

13,920,851


Md. Khalid Hossain
Managing Director (Acting)
AAA Finance & Investment Ltd.


Md. Mosharraf Hossain
Chief Financial Officer (CFO)
Leo ICT Cables PLC.


Md. Momenul Haque Momen
Managing Director
Leo ICT Cables PLC.


Leo ICT Cables PLC.
Schedule of Right of Use Asset
As at June 30, 2025

Annexure-B

Particulars	Cost			Depreciation			Written Down Value as on June 30, 2025
	Opening Balance as on July 01, 2024	Addition During the Year	Closing Balance as on June 30, 2025	Opening Balance as on July 01, 2024	Charge During the Year	Closing Balance as on June 30, 2025	
Right of use asset (Factory)	10,746,079		10,746,079	597,004	298,502	895,507	9,850,573
Right of use asset (Office Rent)		818,978	818,978		255,460	255,460	563,518
Total	10,746,079	818,978	11,565,057	597,004	553,962	1,150,966	10,414,091


Md. Khalid Hossain
Managing Director (Acting)
AAA Finance & Investment Ltd.


Md. Mosharraf Hossain
Chief Financial Officer (CFO)
Leo ICT Cables PLC.


Md. Momenul Haque Momen
Managing Director
Leo ICT Cables PLC.

Leo ICT Cables PLC


Stock of Store

As at June 30, 2025

Annexure -C

S.L	Particulars	Unit	Closing Stock (Qty)	Closing Stock (Taka)	Remarks
Spare Parts Mechanical:					
1	2" GI Tee	Pcs	8	2,560	
2	2"/1.5" GI Tee	Pcs	8	2,480	
3	2"/1" GI Tee	Pcs	11	3,300	
4	1.5" GI Tee	Pcs	5	1,250	
5	3/4"/0.5" GI Tee	Pcs	20	4,400	
6	1" GI Tee	Pcs	16	3,520	
7	1"/3/4" GI Tee	Pcs	17	3,230	
8	1"/0.5" GI Tee	Pcs	16	2,240	
9	3/4" GI Tee	Pcs	7	910	
10	1.25"/1" GI Tee	Pcs	1	120	
11	1"/0.5" GI R-Socket	Pcs	3	270	
12	3/4"/0.5" GI R-Socket	Pcs	9	1,800	
13	1"/3/4" GI R-Socket	Pcs	1	120	
14	1.5"/1" GI R-Socket	Pcs	3	450	
15	1.5"/2" GI R-Socket	Pcs	1	150	
16	1.5"/1.25" GI R-Socket	Pcs	1	150	
17	1.5" GI Elbow	Pcs	23	4,140	
18	3/4" GI Elbow	Pcs	35	5,950	
19	1" GI Elbow	Pcs	2	440	
20	1.25" GI Elbow	Pcs	1	120	
21	2" GI Elbow	Pcs	1	800	
22	3" MS Elbow (WL)	Pcs	4	280	


Md. Khalid Hossain
 Managing Director (Acting)
 AAA Finance & Investment Ltd.


Md. Mosharraf Hossain
 Chief Financial Officer (CFO)
 Leo ICT Cables PLC.


Md. Momenul Haque Momen
 Managing Director
 Leo ICT Cables PLC.

23	3/4" 0.5 GI R-Elbow	Pcs	7	630
24	1" 0.5" GI R-Elbow	Pcs	7	630
25	1" 3/4" GI R-Elbow	Pcs	1	60
26	0.5" GI Union socket	Pcs	10	1,500
27	3/4" GI Union socket	Pcs	7	1,120
28	1" GI Union socket	Pcs	10	1,600
29	1.25" GI Union socket	Pcs	10	2,000
30	1.5" GI Union socket	Pcs	6	3,000
31	0.5" Ball Valve	Pcs	4	10,000
32	1.5" Ball Valve	Pcs	6	18,000
33	2" Ball Valve	Pcs	4	14,000
34	1.25" Guard nipple	Pcs	1	140
35	1.5" Guard nipple	Pcs	2	240
36	2" Guard nipple	Pcs	4	720
37	3/4" MS Guard nipple	Pcs	7	1,540
38	1" MS Guard nipple	Pcs	9	5,400
39	1" Brass Nipple	Pcs	2	1,600
40	1.5" Brass Nipple	Pcs	10	20,000
41	2" Brass Nipple	Pcs	5	2,750
42	4" Flange	Pcs	4	320
43	1.5" GI Bon Plug	Pcs	3	180
44	1" GI Bon Plug	Pcs	2	80
45	0.5" GI Bon Plug	Pcs	1	50
46	1" GI Bon Plug	Pcs	7	420
47	12mm SS Royel Bolt	Pcs	1	70
48	14mm SS Royel Bolt	Pcs	7	210
49	10mm Nut Bolt	Pcs	22	880
50	8mm Nut Bolt	Pcs	10	500
51	2" Jubilee Clamp	Pcs	15	1,875
52	5" Jubilee Clamp	Pcs	5	150

Md. Momenul Haque Momen

Md. Momenul Haque Momen
Managing Director
Leo ICT Cables PLC.


Md. Khalid Hossain

Md. Khalid Hossain
Managing Director (Acting)
AAA Finance & Investment Ltd.

53	0.5" Jubilee Clamp	Pcs	17	1,360	
54	8/10mm Air Tee	Pcs	14	770	
55	8/6mm Air Tee	Pcs	2	160	
56	6/10mm Air Tee	Pcs	2	100	
57	10mm Air Tee	Pcs	10	500	
58	8mm Air Tee	Pcs	26	2,470	
59	6mm Air Socket	Pcs	10	500	
60	8mm Air Socket	Pcs	4	240	
61	10/8mm Air Socket	Pcs	9	540	
62	10mm Air Socket	Pcs	7	525	
63	12mm Air Socket	Pcs	1	50	
64	8mm Air Regulator	Pcs	19	855	
65	6mm Air Nipple (Tr)	Pcs	8	480	
66	8mm Air Nipple (Tr)	Pcs	5	300	
67	10mm/0.5" Air Nipple (Tr)	Pcs	1	50	
68	8mm/0.5" Air Nipple (Tr)	Pcs	34	2,040	
69	8/10mm Air Y	Pcs	1	45	
70	8/6mm Air Y	Pcs	5	175	
71	6mm Air Y	Pcs	6	900	
72	Air Gun	Pcs	1	1,300	
73	3/4" PVC Tee	Pcs	86	3,010	
74	1.5" PVC Tee	Pcs	16	480	
75	0.5" PVC Tee	Pcs	26	650	
76	3/4" PVC Elbow	Pcs	25	750	
77	1.5" PVC Elbow	Pcs	7	322	
78	0.5" PVC Elbow	Pcs	27	540	
79	0.5" PVC R-Elbow	Pcs	10	3,000	
80	1/3" PVC R-Elbow	Pcs	5	2,700	
81	3/4" PVC Union socket	Pcs	28	1,624	
82	0.5" PVC Union socket	Pcs	33	2,046	


Md. Khalid Hossain
 Managing Director (Acting)
 AAA Finance & Investment Ltd.



Md. Mosharraf Hossain
 Chief Financial Officer (CFO)
 Leo ICT Cables PLC.


Md. Momenul Haque Momen
 Managing Director
 Leo ICT Cables PLC.

83	1/3" PVC Union socket	Pcs	10	800	
84	PVC 3 way Junction	Pcs	2	1,188	
85	PVC 4 way Junction	Pcs	6	4,008	
86	SS Schedule Clamp	Pcs	12	780	
87	PVC Schedule Clamp	Pcs	48	2,640	
88	Royal Plug	Pack	1	100	
89	Wood Cutting Disc 4"	Pcs	2	1,600	
90	Cup Brush 3"	Pcs	1	350	
91	RTV Glue	Pcs	1	350	
92	Safety Goggles	Pcs	7	1,750	
93	A76 Belt	Pcs	2	1,360	
94	Hydraulic pipe 6mm	mtrs	10	3,000	
95	Float switch	Pcs	1	520	
96	Thread tape	Pcs	24	13,200	
97	Silicon Glue	Pcs	1	430	
98	Steel Brush	Pcs	2	300	
99	Copper Brush (L)	Pcs	1	460	
100	Copper Brush (M)	Pcs	1	350	
101	Copper Brush (S)	Pcs	1	280	
102	Oil seal 85x125x12	Pcs	2	5,000	
103	Oil seal 85x110x12	Pcs	2	3,600	
104	Oil seal 125x95x12	Pcs	1	2,600	
105	Oil seal 65x85x12	Pcs	2	5,600	
106	Oil seal 62x40x7	Pcs	2	4,400	
107	Oil seal 50x72x10	Pcs	4	3,400	
108	9" Cylinder	Pcs	2	14,800	
109	Dril Bit-6 mm	Pcs	1	200	
110	Dril Bit-8mm	Pcs	3	1,800	
111	Dril Bit-12 mm	Pcs	2	2,000	
112	Dril Bit-14 mm	Pcs	1	1,230	



Md. Khalid Hossain
Managing Director (Acting)
AAA Finance & Leasing Ltd.


Md. Mosharraf Hossain
Chief Financial Officer (CFO)
Leo ICT Cables PLC.


Md. Momenul Haque Momen
Managing Director
Leo ICT Cables PLC.

113	Dril Bit-16 mm	Pcs	1	1,470	
114	Belt SPB 2310LW	Pcs	4	10,000	
115	Wheel Ring	Pcs	2	3,000	
116	Capstan Belt	Pcs	2	4,200	
117	Die & Nozzle 60 MM	Pcs	1	20,000	
118	Nylon Wheel	Pcs	15	3,750	
119	Cylinder	Pcs	2	11,000	
120	Neumatic Regulator	Pcs	4	1,520	
121	Neumatic Valve	Pcs	4	1,600	
122	Fiber Guid	Pcs	2	500	
Sub-Total			1,020	291,963	
Spare Parts Electrical					
1	Heater Plug	Pcs	3	28,500	
2	Load Cell	Pcs	1	8,500	
3	SSR 40A	Pcs	1	1,950	
4	Slip Ring	Pcs	1	1,500	
5	SSR 60A	Pcs	6	15,000	
6	SMPS 3.2A @24V	Pcs	1	900	
7	Auxulary Contact NC	Pcs	2	1,200	
8	Auxulary Contact NO	Pcs	13	7,800	
9	Fuse- Ceramic 3A	Pcs	3	180	
10	Fuse- Ceramic 2A	Pcs	21	1,176	
11	Fuse- Ceramic 4A	Pcs	10	750	
12	Fuse- Ceramic 16A	Pcs	20	10,000	
13	Fuse- Ceramic 25A	Pcs	13	6,500	
14	Fuse Glass 6A	Pcs	5	100	
15	Granding M/C Carbon	Pcs	5	400	
16	Slipring Carbon	Pcs	3	300	
17	Pencill Heater 200W(1808)	Pcs	9	85,500	
18	Pencill Heater 200W(14/75)	Pcs	5	42,500	


Md. Khalid Hossain
Managing Director (Asstg.)
AAA Finance & Investment Ltd.



Md. Mosharraf Hossain
Chief Financial Officer (CFO)
Leo ICT Cables PLC.


Md. Momenul Haque Momen
Managing Director
Leo ICT Cables PLC.

19	PT-100(WZP-1)	Pcs	3	16,500	
20	Thermocouple (WRNT-01	Pcs	2	11,000	
21	POT WDD-35-5K	Pcs	2	2,560	
22	Proximity Sensor XJM8-18GMPIU)	Pcs	3	45,000	
23	Ethernet Cable	Pcs	1	1,600	
24	RJ45 Connector	Pcs	6	10,800	
25	PROFIBUS Cable	Pcs	1	2,500	
26	Potential Meter 5K	Pcs	1	280	
27	High Voltage Generator	Pcs	1	37,000	
28	Proximity Sensor	Pcs	10	140,000	
29	Extruder Barrel Heaters aluminum	Pcs	3	45,000	
30	Extruder Barrel Heaters Ceramic	Pcs	2	24,000	
31	Flot Switch	Pcs	5	12,500	
32	Hot Water Circulator	Pcs	1	9,000	
33	Blower Fan	Pcs	4	6,000	
34	Induction Motor 380V 0.75KW 900RPM	Pcs	2	76,000	
s35	Analog Proximity Sensor	Pcs	10	150,000	
36	Temperature Controller FK	Pcs	5	350,000	
37	Temperature Controller WK	Pcs	5	250,000	
38	Load Cell Amplifier	Pcs	1	1,800	
39	Servo Drive 3.0 KW	Pcs	1	50,000	
40	Servo Motor 3.0 KW	Pcs	1	48,000	
41	Omron Relay 24VDC	Pcs	20	7,000	
42	Omron Relay 12VDC	Pcs	20	6,400	
43	Danfoss VFD FC-360 37KW	Pcs	1	450,000	
44	Danfoss VFD FC-360 5.5 KW	Pcs	1	250,000	
45	Danfoss VFD FC360 0.75KW	Pcs	6	900,000	
46	Panasonic Minas A6 Connector X2	Pcs	2	18,000	
47	Servo Drive 750W	Pcs	1	95,000	
48	Servo Motor + Cable	Pcs	1	65,000	


Md. Khalid Hossain
Managing Director (Acting)
AAA Finance & Investment Ltd.


Md. Mosharraf Hossain
Chief Financial Officer (CFO)
Leo ICT Cables PLC.


Md. Momenul Haque Momen
Managing Director
Leo ICT Cables PLC.

49	Ethernet Switch	Pcs	1	9,000	
50	HMI 7"	Pcs	1	78,000	
51	Power Module	Pcs	1	15,000	
52	Communication Card	Pcs	1	26,000	
53	SM AI8 x TC	Pcs	1	6,000	
54	SM AI8 x RTD	Pcs	1	6,000	
55	SM 2AI/1AO	Pcs	1	25,000	
56	CPU 200	Pcs	1	35,000	
57	SM CB	Pcs	1	2,000	
58	Power Supply	Pcs	1	10,500	
59	Micro Memory Card	Pcs	1	6,500	
60	HMI MCGS	Pcs	1	7,000	
61	FM 350-1 counter module	Pcs	1	15,000	
62	SM 332 AQ	Pcs	1	9,000	
63	SM 323 DIO	Pcs	1	15,000	
64	DI	Pcs	1	7,000	
65	DIO	Pcs	1	6,000	
66	DI	Pcs	1	7,000	
67	CPU 300	Pcs	1	63,000	
68	Power Supply	Pcs	1	18,000	
69	Pressure sensors: PBS plus(-1 bar ... 1.5 bar)	Pcs	1	217,000	
70	Push Switch	Pcs	2	600	
Sub-Total			269	3,877,296	



Md. Khalid Hossain
Managing Director (Acting)
AAA Finance & Investment Ltd.


Md. Mosharraf Hossain
Chief Financial Officer (CFO)
Leo ICT Cables PLC.


Md. Momenul Haque Momen
Managing Director
Leo ICT Cables PLC.

Fire Equipment & Others						
1	Fire Extinguisher	Pcs	13	49,400		
2	Vixol- Tils Cleaner	Pkt	2	280		
3	Ziper Poly	Pcs	5	11,500		
4	Coolant	Kg	1	700		
5	High Temperature Gyres	Pcs	8	52,000		
6	Water Drinking Glass	Pcs	1	25		
7	HDMI Cable	Pcs	4	10,000		
8	Both Side Tape	Pcs	1	150		
9	Temperature Gauge	Ltr	2	5,000		
10	DM Water	Pcs	1	100		
11	White Helmet	Pcs	4	1,600		
12	Yellow Helmet	Pcs	4	1,600		
Sub-Total			46	132,355		
Grand-Total			130,255	4,301,614		


Md. Khalid Hossain
 Managing Director (Acting)
 AAA Finance & Investment Ltd.


Md. Mosharraf Hossain
 Chief Financial Officer (CFO)
 Leo ICT Cables PLC.


Md. Momenul Haque Momen
 Managing Director
 Leo ICT Cables PLC.

Leo ICT Cables PLC.
Intangible Assets
As at June 30, 2025


Annexure-D

Particulars	Cost				Dep Rate (%)	Depreciation			Written Down Value as on June 30, 2025
	Opening Balance as on July 01, 2024	Addition During the Year	Disposal During the Year	Closing Balance as on June 30, 2025		Opening Balance as on July 01, 2024	Charge During the Year	Closing Balance as on June 30, 2025	
Software	-	200,000	-	200,000	10%	-	20,000	20,000	180,000
Total	-	200,000	-	200,000	-	-	20,000	20,000	180,000

Intangible Assets
Tax Base
As at June 30, 2025

Particulars	Cost				Dep Rate (%)	Depreciation			Written Down Value as on June 30, 2025
	Opening Balance as on July 01, 2024	Addition During the Year	Disposal During the Year	Closing Balance as on June 30, 2025		Opening Balance as on July 01, 2024	Charge During the Year	Closing Balance as on June 30, 2025	
Software	-	200,000	-	200,000	10%	-	20,000	20,000	180,000
Total	-	200,000	-	200,000	-	-	20,000	20,000	180,000


Md. Khalid Hossain
Managing Director (Acting)
AAA Finance & Investment Ltd.


Md. Mosharraf Hossain
Chief Financial Officer (CFO)
Leo ICT Cables PLC.


Md. Momenul Haque Momen
Managing Director
Leo ICT Cables PLC.

Leo ICT Cables PLC
As on 30 June 2025
Expected Credit Loss (ECL)

Annexure-E

Name	Closing Balance 30 June 2024	Sales	Collection	Closing Balance 30 June 2025	Status	% of Allowance	Amount of Allowance/ Bad Debt Expense	Closing Balance after loss (30 June 2025)
D Core Solutions	5,168,803	36,483,912	41,122,361	530,354	Current	0%	-	530,354
Magpie Solutions	-	59,342,494	50,425,022	8,917,472	Current	0%	-	8,917,472
BD pon technology	7,319,647	12,556,300	19,156,300	719,647	Current	0%	-	719,647
SAB Corporation	1,905,000	25,573,050	26,050,042	1,428,008	Current	0%	-	1,428,008
Winer Communication	6,251,850	17,835,200	9,049,200	15,037,850	>12 Month	7%	1,052,650	13,985,201
Four Net Solution	2,954,000	13,578,398	2,578,398	13,954,000	>12 Month	7%	976,780	12,977,220
Flow Line Solution	3,150,000	10,403,682	12,378,972	1,174,710	Current	0%	-	1,174,710
BN Technology	5,950,000	11,974,700	17,264,700	660,000	Current	0%	-	660,000
Link International	1,845,600	1,532,284	3,377,884	-	Current	0%	-	-
ST Technology	5,710,000	26,508,648	32,218,648	-	Current	0%	-	-
R & G Communication	-	731,768	638,268	93,500	Current	0%	-	93,500
Paramount Communication	13,670,164	52,244,882	49,496,090	16,418,956	>12 Month	7%	1,149,327	15,269,629
Total	53,925,064	268,765,318	263,755,886	58,934,496			3,178,756	55,755,740


Md. Khalid Hossain
Managing Director (Acting)
AAA Finance & Investment Ltd.


Md. Mosharraf Hossain
Chief Financial Officer (CFO)
Leo ICT Cables PLC.


Md. Momenul Haque Momen
Managing Director
Leo ICT Cables PLC.

Leo ICT Cables PLC
Foreign Currency Gain/(Loss)
Period: 1st July 2024 to 30 June 2025

Annexure-F

Sl	L/C No	Bank Name	Exchange Rate	USD	LC Opening Amount BDT	LC Settle Amount BDT	Gain/(Loss) Amount BDT
1	182724010149	Standard Bank PLC	118	97229.91	11,473,129.38	11,667,589.00	(194,459.62)
2	182724010155	Standard Bank PLC	118	37077.83	4,375,183.94	4,504,956.00	(129,772.06)
3	182724010188	Standard Bank PLC	120	26516	3,181,920.00	3,314,500.00	(132,580.00)
4	182724010191	Standard Bank PLC	120	48384	5,670,000.00	5,811,750.00	(141,750.00)
5	182724010192	Standard Bank PLC	120	13609.82	1,633,178.40	1,684,216.00	(51,037.60)
6	182724010195	Standard Bank PLC	120	5800	696,000.00	701,800.00	(5,800.00)
7	182724010198	Standard Bank PLC	120	54745.9	6,569,508.00	6,777,542.00	(208,034.00)
8	182725010051	Standard Bank PLC	122	55920.66	6,822,320.52	6,822,320.52	-
9	380124010078	Citizens Bank PLC	118	91608	10,809,744.00	10,992,960.00	(183,216.00)
10	380124010108	Citizens Bank PLC	120	83097	9,971,654.40	9,971,654.40	-
11	380124010118	Citizens Bank PLC	120	21010	2,521,200.00	2,573,725.00	(52,525.00)
12	380125010035	Citizens Bank PLC	122	54745.9	6,678,999.80	6,761,118.65	(82,118.85)
13	380125010036	Citizens Bank PLC	122	13609.82	1,660,398.00	1,680,812.77	(20,414.77)
14	380125010107	Citizens Bank PLC	122	58189.76	7,099,150.72	7,186,435.36	(87,284.64)
15	380125010108	Citizens Bank PLC	122	39186.45	4,780,746.90	4,710,348.38	70,398.52
16	380125010122	Citizens Bank PLC	122	53750	6,557,500.00	6,638,125.00	(80,625.00)
17	162825010645	Citizens Bank PLC	122	55440	6,763,680.00	6,763,680.00	-



Md. Khalid Hossain
Managing Director (Acting)
AAA Finance & Investment Ltd.


Md. Mosharraf Hossain
Chief Financial Officer (CFO)
Leo ICT Cables PLC.


Md. Momenul Haque Momen
Managing Director
Leo ICT Cables PLC.

18	162825010944	Citizens Bank PLC	122	55440	6,763,680.00	6,763,680.00	-
19	313624010472	NRBC Bank PLC	118	38373.52	4,538,498.60	4,538,498.60	-
20	313624010574	NRBC Bank PLC	118	21651.36	2,553,777.92	2,553,777.92	-
21	313624010613	NRBC Bank PLC	118	43072.48	5,082,552.64	5,082,552.64	-
22	313724010362	NRBC Bank PLC	120	17225	2,067,000.00	2,067,000.00	-
23	313724010363	NRBC Bank PLC	120	125042	15,006,000.00	15,006,000.00	-
Total							(1,299,219.02)


Md. Khalid Hossain
Managing Director (Acting)
AAA Finance & Investment Ltd.


Md. Mosharraf Hossain
Chief Financial Officer (CFO)
Leo ICT Cables PLC.


Md. Momenul Haque Momen
Managing Director
Leo ICT Cables PLC.


Information as is required under section 186 of কোম্পানী আইন, ১৯৯৪
relating to holding company;

(B)(19)(b)

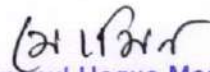
The Company has no subsidiary company. Hence this section is not applicable for the issuer.



Md. Khalid Hossain
Managing Director (Acting)
AAA Finance & Investment Ltd.



Md. Mosharraf Hossain
Chief Financial Officer (CFO)
Leo ICT Cables PLC.



Md. Momenul Haque Momen
Managing Director
Leo ICT Cables PLC.

Selected ratios on liquidity, profitability and solvency of the issuer as specified in Annexure -D

(B)(19)(c)

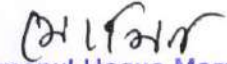
Auditor's certificate regarding calculation of EPS and Ratios

The following ratios have been computed from the audited financial statements of Leo ICT Cables PLC As on June 30, 2021, 2022, 2023, 2024 & 2025

Name of Ratio		Years				
		30-Jun-25	30-Jun-24	30-Jun-23	30-Jun-22	30-Jun-21
I.	Liquidity Ratios					
(i)	Current Ratio (Times)	2.31	3.16	0.61	0.63	0.52
(ii)	Quick Ratio (Times)	0.62	1.41	0.21	0.28	0.19
II.	Operating Efficiency Ratios					
(i)	Accounts Receivable Turnover Ratio (Times)	6.73	6.54	5.61	4.66	7.64
(ii)	Inventory Turnover Ratio (Times)	3.39	0.75	0.9	0.7	2.08
(iii)	Assets Turnover Ratio	0.52	0.54	0.45	0.52	0.55
III.	Profitability Ratios					
(i)	Gross Margin Ratio (%)	22.00%	15.00%	15.27%	27.00%	23.00%
(ii)	Operating Profit Ratio (%)	15.13%	11.50%	6.68%	5.75%	8.41%
(iii)	Net Profit Ratio (%)	13.50%	10.31%	5.65%	6.53%	8.85%
(iv)	Return on Assets Ratio (%)	8.36%	7.49%	3.38%	3.39%	4.48%
(v)	Return on Equity Ratio (%)	10.69%	9.53%	10.87%	10.02%	20.72%
(vi)	Earnings Per Share (EPS)	1.67	2.94	2.34	1.93	11.13
(vii)	EBITDA Margin	24%	21.07%	19.65%	15.80%	19.04%
IV.	Solvency Ratios					
(i)	Debt to Total Assets Ratio	0.22	0.19	0.69	0.58	0.7
(ii)	Debt to Equity Ratio (Times)	0.28	0.24	2.22	1.71	3.75


Md. Khalid Hossain
Managing Director (Acting)
AAA Finance & Investment Ltd.


Md. Mosharraf Hossain
Chief Financial Officer (CFO)
Leo ICT Cables PLC.


Md. Momenul Haque Momen
Managing Director
Leo ICT Cables PLC.

(iii)	Times Interest Earned Ratio (Times)	12.41	4.85	3.33	2.17	4.61
(iv)	Debt Service Coverage Ratio	0.45	0.49	0.06	0.05	0.06
V.	Cash Flow Ratios					
(i)	Net Operating Cash Flow per Share	0.05	0.12	-97	0.02	0.17
(ii)	Net Operating Cash Flow per Share/EPS	0.18	1.14	-19.31	3.38	1.11

19 October, 2025

142/B, Green Road (3rd & 4th Floor),
Dhaka-1215, Bangladesh

Sd/-

Ashraf Uddin & Co.
Chartered Accountants.


Md. Khalid Hossain
Managing Director (Acting)
AAA Finance & Investment Ltd.



Md. Mosharraf Hossain
Chief Financial Officer (CFO)
Leo ICT Cables PLC.


Md. Momenul Haque Momen
Managing Director
Leo ICT Cables PLC.

Ratios for the year ended June 30, 2024				
	Name of the Ratio	LICP'S Ratio's	Industry/Sector Average	Explanation
1	<u>Liquidity Ratios:</u>			
(i)	Current Ratio	3.16	3.54	LICP'S present ratio is acceptable, although it is below the industry standard.
(ii)	Quick Ratio	1.41	3.15	LICP'S present ratio is acceptable, although it is below the industry standard.
2	<u>Operating Efficiency Ratios:</u>			
(i)	Accounts Receivables Turnover Ratio	6.54	1.22	LICP'S Ratio is higher as collection period is shorter than the average industry
(ii)	Inventory Turnover Ratio	0.75	0.7	LICP'S Ratio is high because of relatively high inventory level.
(iii)	Asset Turnover Ratio	0.54	0.28	LICP'S suitable for the typical industry.
3	<u>Profitability Ratios:</u>			
(i)	Gross Margin Ratio	15%	48.17%	LICP'S Ratio is lower than the industry average ratio as higher overhead cost
(ii)	Operating Profit Ratio	12%	32.71%	LICP'S Ratio is lower than the industry average ratio as lower operating profit
(iii)	Net Profit Ratio	10%	21.23%	LICP'S present ratio is acceptable, although it is below the industry standard.
(iv)	Return on Assets Ratio	7%	3.63%	LICP'S present ratio is acceptable, although it is higher the industry standard.
(v)	Return on Equity Ratio	10%	5.25%	LICP'S ratio is higher than the industry average ratio as higher net profit.
(vi)	Earnings Per Share (EPS) Basic	2.94	5.24	LICP'S EPS is lower than the industry average EPS as lower net profit.
(vii)	EBITDA Margin	21.07%	50.02%	LICP'S Ratio is lower than the industry average ratio because of lower operating profit.


Md. Khalid Hossain
Managing Director (Acting)
AAA Finance & Investment Ltd.


Md. Mosharraf Hossain
Chief Financial Officer (CFO)
Leo ICT Cables PLC.


Md. Momenul Haque Momen
Managing Director
Leo ICT Cables PLC.


4	Solvency Ratios:			
(i)	Debt to Total Assets Ratio	0.19	0.32	LICP'S ratio is satisfactory with the average industry
(ii)	Debt to Equity Ratio	0.24	0.48	LICP'S ratio is satisfactory with the average industry
(iii)	Times Interest Earned Ratio	4.85	10.54	LICP'S ratio is satisfactory as operating profit is sufficient to pay financial expenses
(iv)	Debt Service Coverage Ratio	0.49	10.54	.LICP'S ratio is below than the average industry
5	Cash Flow Ratios:			
(i)	Net Operating Cash Flow Per Share	0.12	9.96	LICP'S Ratio is lower than the industry average ratio as net operating cash flow is relatively lower.
(ii)	NOCFPS to EPS Ratio	1.14	-1.02	LICP'S Ratio is higher than the industry average ratio as net operating cash flow is relatively higher.

***BBS Cables Ltd. and Bangladesh Submarine Cables PLC has been taken as industry peer because of its nature of business and relativity.

Ratios for the year for the year ended June 30, 2023				
	Name of the Ratio	LICP'S Ratio's	Industry/Se ctor average	Explanation
1	Liquidity Ratios:			
(i)	Current Ratio	0.61	3.21	LICP'S present ratio is acceptable, although it is below the industry standard.
(ii)	Quick Ratio	0.21	2.8	LICP'S present ratio is acceptable, although it is below the industry standard.
2	Operating Efficiency Ratios:			
(i)	Accounts Receivables Turnover Ratio	5.61	1.85	LICP'S Ratio is higher as collection period is shorter than the average industry



Md. Khalid Hossain
Managing Director (Acting)
AAA Finance & Investment Ltd.



Md. Mosharraf Hossain
Chief Financial Officer (CFO)
Leo ICT Cables PLC.


Md. Momenul Haque Momen
Managing Director
Leo ICT Cables PLC.

(ii)	Inventory Turnover Ratio	0.9	1.21	LICP'S present ratio is acceptable, although it is below the industry standard.
(iii)	Asset Turnover Ratio	0.45	0.43	LICP'S suitable for the typical industry.
3	Profitability Ratios:			
(i)	Gross Margin Ratio	15.27%	49.10%	LICP'S ratio is lower than the average industry as lower gross profit
(ii)	Operating Profit Ratio	6.68%	40.06%	LICP'S Ratio is lower than the industry average ratio as lower operating profit
(iii)	Net Profit Ratio	5.65%	27.81%	LICP'S present ratio is acceptable, although it is below the industry standard.
(iv)	Return on Assets Ratio	3.38%	53.40%	LICP'S present ratio is acceptable, although it is below the industry standard.
(v)	Return on Equity Ratio	10.87%	12.02%	LICP'S present ratio is acceptable, although it is below the industry standard.
(vi)	Earnings Per Share (EPS) Basic	2.34	8.69	LICP'S EPS is lower than the industry average EPS as lower net profit.
(vii)	EBITDA Margin	20%	50.12%	LICP'S Ratio is lower than the industry average ratio because of lower operating profit.
4	Solvency Ratios:			
(i)	Debt to Total Assets Ratio	0.69	0.33	LICP'S ratio is higher with the average industry.
(ii)	Debt to Equity Ratio	2.22	0.5	LICP'S ratio is higher with the average industry.
(iii)	Times Interest Earned Ratio	3.33	15.18	LICP'S ratio is satisfactory as operating profit is sufficient to pay financial expenses.
(iv)	Debt Service Coverage Ratio	0.06	15.18	LICP'S ratio is below than the average industry.
5	Cash Flow Ratios:			
(i)	Net Operating Cash Flow Per Share	(97.0)	8.59	LICP'S Ratio is lower than the industry average ratio as net operating cash flow is relatively lower.
(ii)	NOCFPS to EPS Ratio	(19.3)	3.14	LICP'S Ratio is lower than the industry average ratio as net operating cash flow is relatively lower.


Md. Khalid Hossain
 Managing Director (Acting)
 AAA Finance & Investment Ltd.



Md. Mosharraf Hossain
 Chief Financial Officer (CFO)
 Leo ICT Cables PLC.


Md. Momenul Haque Momen
 Managing Director
 Leo ICT Cables PLC.

Ratios for the year ended June 30, 2022				
	Name of the Ratio	LICP'S ratio's	Industry/Sector average	Explanation
1	Liquidity Ratios:			
(i)	Current Ratio	0.63	2.81	LICP'S present ratio is acceptable, although it is liabilities is greater than industry.
(ii)	Quick Ratio	0.28	2.54	LICP'S present ratio is acceptable, although it is below the industry standard.
2	Operating Efficiency Ratios:			
(i)	Accounts Receivables Turnover Ratio	4.66	0.96	LICP'S Ratio is higher as collection period is shorter than the average industry
(ii)	Inventory Turnover Ratio	0.7	0.98	LICP'S present ratio is acceptable, although it is below the industry standard.
(iii)	Asset Turnover Ratio	0.55	0.4	LICP'S suitable for the typical industry.
3	Profitability Ratios:			
(i)	Gross Margin Ratio	27	56.19%	LICP'S ratio is lower than the average industry.
(ii)	Operating Profit Ratio	5.75	47.51%	LICP'S Ratio is lower than the industry average ratio as lower operating profit
(iii)	Net Profit Ratio	6.53	34.47%	LICP'S present ratio is acceptable, although it is below the industry standard.
(iv)	Return on Assets Ratio	3.39	11.38%	LICP'S present ratio is acceptable, although it is below the industry standard.
(v)	Return on Equity Ratio	10.02	18.59%	LICP'S ratio is lower than the industry average ratio as lower net profit.
(vi)	Earnings Per Share (EPS) Basic	1.93	4.01	LICP'S EPS is lower than the industry average EPS as lower net profit.



Md. Khalid Hossain
 Managing Director (Acting)
 AAA Finance & Investment Ltd.


Md. Mosharrar Hossain
 Chief Financial Officer (CFO)
 Leo ICT Cables PLC.


Md. Momenul Haque Momen
 Managing Director
 Leo ICT Cables PLC.

(vii)	EBITDA Margin	16%	38.40%	LICP'S Ratio is lower than the industry average ratio because of lower operating profit.
4	Solvency Ratios:			
(i)	Debt to Total Assets Ratio	0.58	0.2	LICP'S ratio is satisfactory with the average industry
(ii)	Debt to Equity Ratio	1.71	0.33	LICP'S ratio is satisfactory with the average industry
(iii)	Times Interest Earned Ratio	2.17	13.81	LICP'S ratio is satisfactory as operating profit is sufficient to pay financial expenses
(iv)	Debt Service Coverage Ratio	0.05	13.81	LICP'S ratio is below than the average industry
5	Cash Flow Ratios:			
(i)	Net Operating Cash Flow Per Share	0.02	9.21	LICP'S Ratio is lower than the industry average ratio as lower operating cash flow.
(ii)	NOCFPS to EPS Ratio	3.38	0.77	LICP'S Ratio is higher than the industry average ratio as net operating cash flow is relatively higher.



Md. Khalid Hossain
 Managing Director (Acting)
 AAA Finance & Investment Ltd.

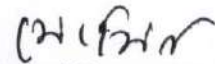

Md. Mosharraf Hossain
 Chief Financial Officer (CFO)
 Leo ICT Cables PLC.


Md. Momenul Haque Momen
 Managing Director
 Leo ICT Cables PLC.

Ratios for the year for the year ended June 30, 2021				
	Name of the Ratio	LICP'S Ratio	Industry Average Average	Explanation
1	Liquidity Ratios:			
(i)	Current Ratio	0.52	2.83	LICP'S present ratio is acceptable, although it is below the industry standard.
(ii)	Quick Ratio	0.19	2.59	LICP'S present ratio is acceptable, although it is below the industry standard.
2	Operating Efficiency Ratios:			
(i)	Accounts Receivables Turnover Ratio	7.64	1.83	LICP'S Ratio is higher as collection period is shorter than the industry
(ii)	Inventory Turnover Ratio	2.08	1.64	LICP'S Ratio is higher because of relatively lower inventory level.
(iii)	Asset Turnover Ratio	0.55	0.43	LICP'S suitable for the typical industry.
3	Profitability Ratios:			
(i)	Gross Margin Ratio	23%	56.64%	LICP'S ratio is lower than the average industry as lower operating profit
(ii)	Operating Profit Ratio	8%	47.97%	LICP'S Ratio is lower than the industry ratio as lower operating profit
(iii)	Net Profit Ratio	9%	35.00%	LICP'S ratio is lower than the average industry as lower net profit
(iv)	Return on Assets Ratio	4%	11.31%	LICP'S ratio is lower than the average industry as lower return than Industry.
(v)	Return on Equity Ratio	21%	19.17%	LICP'S ratio is higher than the industry average ratio as higher net profit.
(vi)	Earnings Per Share (EPS) Basic	11.13	4.61	LICP'S EPS is better than the industry average EPS as higher net profit.
(vii)	EBITDA Margin	19%	56.13%	LICP'S Ratio is lower than the industry average ratio because of lower operating profit.
4	Solvency Ratios:			
(i)	Debt to Total Assets Ratio	0.70	0.40	LICP'S ratio is satisfactory with the average industry
(ii)	Debt to Equity Ratio	3.75	0.67	LICP'S Ratio is lower as debt burden is lower than equity.


Md. Khalid Hossain
Managing Director (Acting)
AAA Finance & Investment Ltd.


Md. Mosharraf Hossain
Chief Financial Officer (CFO)
Leo ICT Cables PLC.

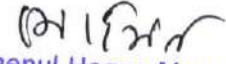

Md. Momenul Haque Momen
Managing Director
Leo ICT Cables PLC.

(iii)	Times Interest Earned Ratio	4.61	10.56	LICP'S ratio is satisfactory as operating profit is sufficient to pay financial expenses
(iv)	Debt Service Coverage Ratio	0.06	10.56	LICP'S Ratio is lower than the industry average ratio as operating profit is relatively lower to pay financial expense.
5	Cash Flow Ratios:			
(i)	Net Operating Cash Flow Per Share	0.17	3.47	LICP'S Ratio is lower than the industry average ratio as net operating cash flow is relatively lower.
(ii)	NOCFPS to EPS Ratio	1.11	0.97	LICP'S Ratio is lower than the industry average ratio as net operating cash flow is relatively lower.

***Industry average ratios of peer companies are calculated based on financial data collected from Annual Report and published Financial Statements for the year ended 30 June 2024, 2023, 2022, and 2021. Due to unavailability of 2024-2025 financial statements information of the peer companies, the industry ratio's is not calculated.


Md. Khalid Hossain
Managing Director (Acting)
AAA Finance & Investment Ltd.


Md. Mosharraf Hossain
Chief Financial Officer (CFO)
Leo ICT Cables PLC.


Md. Momenul Haque Momen
Managing Director
Leo ICT Cables PLC.

The issuer shall include comparative income statements and balance sheet and aforementioned ratios for immediately preceding five accounting years of the issuer in the prospectus. If the company has been in existence for less than five years, the above-mentioned inclusion and submission will have to be made for the period of existence of the company. B)(19)(d)

Auditors' Report under section 135(1) and paragraph 24(1) of Part -II of Third Schedule of the Companies Act 1994


We have examined the financial statements of Leo ICT Cables PLC for the year ended 30 June, 2025 and for the year ended 30 June, 2024 were audited by Ashraf Uddin & Co., for the year ended 30 June, 2023 and 30 June, 2022 was audited M. Z Islam & Co, and for the year ended 30 June, 2021 and 30 June, 2021 were audited by Shaha & Co. In pursuance of Section 135(1) under Paragraph 24(1) of Part -II of Third Schedule of the Companies Act, 1994 our report is as under:

A)Statement of Financial Position:

Particulars	30.06.2025	30.06.2024	30.06.2023	30.06.2022	30.06.2021
Non-Current Assets	373,227,774	242,128,435	230,955,221	200,391,610	173,145,385
Property, Plant & Equipment	356,133,684	225,879,360	215,157,644	199,641,610	163,649,135
Intangible Assets	180,000	-	-	-	-
Right of use Assets	10,414,091	10,149,075	10,447,577	-	-
Investment in FDR	6,500,000	6,100,000	5,350,000	750,000	9,496,250
Current Assets	222,291,090	170,809,841	115,310,211	83,747,770	75,227,700
Inventories	160,345,158	89,635,499	75,444,828	45,968,489	42,628,656
Advances, Deposits & Prepayments	2,236,657	4,839,116	600,000	-	4,822,772
Trade Receivable	55,755,740	53,925,064	37,775,058	35,998,668	27,384,862
Cash and Cash Equivalents	3,953,535	22,410,162	1,490,325	1,780,613	391,410
Total Assets	595,518,864	412,938,276	346,265,432	284,139,380	248,373,085


Md. Khalid Hossain
Managing Director (Acting)
AAA Finance & Investment Ltd.


Md. Mosharraf Hossain
Chief Financial Officer (CFO)
Leo ICT Cables PLC.


Md. Momenul Haque Momen
Managing Director
Leo ICT Cables PLC.

Equity and Liabilities

Share Holder's Equity

Share Capital

Share Premium

Retained Earning

466,137,281	324,620,321	107,615,566	96,129,644	46,495,134
325,800,000	257,896,670	50,000,000	50,000,000	10,000,000
56,966,665	33,165,000	-	-	-
83,370,616	33,558,651	57,615,566	46,129,644	36,495,134

Non-Current Liabilities

Lease Liability

Long term Loan

Intercompany payable

Deferred Tax Liabilities

33,039,203	23,903,783	49,398,406	54,584,400	56,561,317
10,652,079	11,967,864	12,047,731	-	-
15,844,351	7,862,632	35,210,731	31,340,535	28,901,887
-	-	-	23,243,865	27,659,430
6,542,774	4,073,287	2,139,944	-	-

Current Liabilities

Current Portion of Long term Loan

Current Portion of Lease Liability

Short-Term Loans

Intercompany payable

Trade & Other Payables

Liabilities for Expenses

Provision for WPPF

Provision for Income Tax

Interest free Temporary Loan

96,342,380	64,414,171	189,251,460	133,425,336	145,316,635
16,382,868	10,431,516	14,695,558	-	-
4,521,409	2,737,836	2,743,233	-	-
9,465,115	-	5,393,207	15,000,000	31,337,629
43,000,000	23,703,865	33,203,865	-	-
3,309,946	2,493,357	9,528,781	105,668,894	103,097,622
15,404,883	17,153,510	12,201,246	12,756,442	10,881,384
4,258,160	1,644,087	-	-	-
-	-	328	-	-
-	6,250,000	111,485,242	-	-

Total Liabilities


129,381,583	88,317,954	238,649,866	188,009,736	201,877,952
-------------	------------	-------------	-------------	-------------

Total Equities & Liabilities

595,518,864	412,938,275	346,265,432	284,139,380	248,373,086
-------------	-------------	-------------	-------------	-------------


Md. Khalid Hossain
Managing Director (Acting)
AAA Finance & Investment Ltd.


Md. Mosharraf Hossain
Chief Financial Officer (CFO)
Leo ICT Cables PLC.


Md. Momenul Haque Momen
Managing Director
Leo ICT Cables PLC.

Net Assets Value Per Share (NAVPS) Without Revaluation	14.31	12.59	21.52	19.23	46.5
Net Assets Value Per Share (NAVPS)	14.31	12.59	21.52	19.23	46.5

B)Statement of Profit & Loss & Other Comprehensive Income

Particulars	30.06.2025	30.06.2024	30.06.2023	30.06.2022	30.06.2021
Revenue	368,990,169	299,997,565	206,896,882	147,621,602	125,713,410
Cost of Goods Sold	-288,029,661	-245,911,522	-175,307,593	-107,230,196	-96,351,506
Gross profit	80,960,508	54,086,043	31,589,289	40,391,406	29,361,904
Operating Expenses:	-25,121,040	-19,581,461	-17,758,692	-31,898,072	-18,788,304
Administrative Expenses	-19,755,561	-11,942,010	-11,857,623	-24,123,114	-13,357,181
Selling and Distribution Expenses	-640,000	-572,283	-255,584	-2,855,615	-2,698,712
Financial expenses	-4,725,479	-7,067,167	-5,645,485	-4,919,343	-2,732,411
Operating Profit	55,839,468	34,504,582	13,830,597	8,493,334	10,573,600
Add: Non-operating income/(expense)	-943,944	21,244	7,932	1,141,176	553,395
Profit Before WPPF & Tax	54,895,524	34,525,826	13,838,529	9,634,510	11,126,995
Workers' Profit Participation Fund & Welfare Fund	-2,614,073	-1,644,087	-	-	-
Net Profit before WPPF & Tax	52,281,451	32,881,739	13,838,529	9,634,510	11,126,995
Income Tax Expenses	2,469,487	1,938,654	2,142,125	-	-

Md. Kamal Hossain
Managing Director (Acting)
AAA Finance & Investment Ltd.

Md. Mosharraf Hossain
Chief Financial Officer (CFO)
Leo ICT Cables PLC.

Md. Momenul Haque Momen
Managing Director
Leo ICT Cables PLC.


For Current Year	-	5,311	2,181	-	-
Deferred Tax	2,469,487	1,933,343	2,139,944	-	-
Net Profit after tax	49,811,964	30,943,085	11,696,404	9,634,510	11,126,995
Other Comprehensive Income	-	-	-	-	-
Profit During The year	49,811,964	30,943,085	11,696,404	9,634,510	11,126,995
Other Comprehensive Income	-	-	-	-	-
Revaluation Surplus	-	-	-	-	-
DT on Revaluation Surplus	-	-	-	-	-
Total Other Comprehensive Income	-	-	-	-	-
Earnings Per Share	1.67	2.94	2.34	1.93	11.13
Diluted Earnings Per Share	-	-	-	-	-

C)Dividend:

The Company's data relating to dividend is as under:

Particulars	30.06.2025	30.06.2024	30.06.2023	30.06.2022	30.06.2021
Cash Dividend - %	Nil	Nil	Nil	Nil	Nil
Stock Dividend (Bonus shares) - %	Nil	110%	Nil	Nil	Nil


Md. Khalid Hossain
Managing Director (Acting)
AAA Finance & Investment Ltd.


Md. Mosharraf Hossain
Chief Financial Officer (CFO)
Leo ICT Cables PLC.


Md. Momenul Haque Momen
Managing Director
Leo ICT Cables PLC.

D) Leo ICT Cables PLC (hereinafter referred to as "the Company") was incorporated on 19 March 2018 vide registration no. C-143848/2018 under the Companies Act, 1994. It has started its commercial operation on the same year. On 21 March 2024 the Company converted itself as a Public Limited Company under the Companies Act, 1994.

E) The Company has no subsidiaries;

F) No proceeds or part of proceeds of the issue of shares were applied directly or indirectly by the Company in the purchase of any other business;

G) The Company did not prepare any financial statements for any year subsequent to 30 June, 2025; and

H) Figures related to previous years have been rearranged wherever considered necessary.

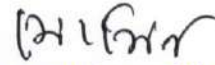
19 October, 2025

142/B, Green Road (3rd & 4th Floor),
Dhaka-1215, Bangladesh

Sd/-
Ashraf Uddin & Co.
Chartered Accountants.


Md. Khalid Hossain
Managing Director (Acting)
AAA Finance & Investment Ltd.


Md. Mosharraf Hossain
Chief Financial Officer (CFO)
Leo ICT Cables PLC.


Md. Momenul Haque Momen
Managing Director
Leo ICT Cables PLC.

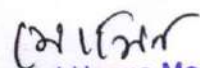
SECTION - XVII(B) (20)

Initial Qualified Investor Offer (IQIO) Application Procedure

This part will be completed after getting consent letter.


Md. Khalid Hossain
Managing Director (Acting)
AAA Finance & Investment Ltd.


Md. Mosharraf Hossain
Chief Financial Officer (CFO)
Leo ICT Cables PLC.



Md. Momenul Haque Momen
Managing Director
Leo ICT Cables PLC.

The IQIO subscription money collected from qualified investors by the exchange and will be remitted to **Account No. 1004131000054** before starting trading of the securities in favor of Leo ICT Cables PLC for Initial Qualified Investor Offering (IQIO) purpose.

In addition, Initial qualified investors should follow the conditions imposed by the commission as mentioned in **consent letter** those are as follows (to be updated after receiving consent from BSEC):


Md. Khalid Hossain
Managing Director (Acting)
AAA Finance & Investment Ltd.


Md. Mosharraf Hossain
Chief Financial Officer (CFO)
Leo ICT Cables PLC.


Md. Momenul Haque Momen
Managing Director
Leo ICT Cables PLC.

SECTION (XVIII) (B) (21)

Additional Disclosure

Declaration & Due Diligence Certificates

Rule: 8(3)

**DECLARATION ABOUT NOT HOLDING SECURITIES OF THE ISSUE MANAGER BY
THE ISSUER**

This is to declare that **AAA Finance & Investment Ltd**, Manager to the Issue for upcoming IQIO of **Leo ICT Cables PLC** is in no way connected with the issuer and does not hold any of its securities.

Sd/
Md. Momenul Haque Momen
Managing Director
Leo ICT Cables PLC

Date: 12 October 2025
Place: Dhaka

Rule: 8(3)

**DECLARATION ABOUT NOT HOLDING SECURITIES OF THE ISSUER BY THE
MANAGER TO THE ISSUE**


This is to declare that **AAA Finance & Investment Ltd**, Manager to the issue for upcoming IQIO of **Leo ICT Cables PLC**, is in no way connected with the issuer and does not hold any of its securities.

Sd/
Md. Khalid Hossain
Managing Director (Acting)
AAA Finance & Investment Ltd.

Date: 22 October 2025
Place: Dhaka

Page | 186


Md. Khalid Hossain
Managing Director (Acting)
AAA Finance & Investment Ltd.


Md. Mosharraf Hossain
Chief Financial Officer (CFO)
Leo ICT Cables PLC.


Md. Momenul Haque Momen
Managing Director
Leo ICT Cables PLC.

Rule: 3(1)(e)

DECLARATION REGARDING MATERIAL CHANGE

This is to declare that **Leo ICT Cables PLC** has not made any material change including raising of paid-up capital after the date of the audited financial statements as included in the prospectus.

Sd/.

Md. Momenul Haque Momen
Managing Director
Leo ICT Cables PLC

Date 12 October 2025
Place: Dhaka

Rule 3 (1) (f)

MANAGEMENT DECLARATION REGARDING COMPLIANCE OF IAS/IFRS/ISA AND OTHERS LEGAL REQUIREMENTS

We, the management of "**Leo ICT Cables PLC**", declare that our company has complied with the provisions of IFRS or IAS (as applicable for small and medium-sized entities) and audited the same as per International Standards on Auditing (ISA), as well as the Companies Act, 1994, and other applicable legal requirements.

Sd/.

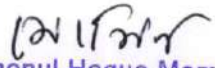
Md. Momenul Haque Momen
Managing Director
Leo ICT Cables PLC

Date 12 October 2025
Place: Dhaka

Page | 187


Md. Khalid Hossain
Managing Director (Acting)
AAA Finance & Investment Ltd.


Md. Mosharraf Hossain
Chief Financial Officer (CFO)
Leo ICT Cables PLC.


Md. Momenul Haque Momen
Managing Director
Leo ICT Cables PLC.

Rule 3 (1) (g)

MANAGEMENT DECLARATION

We the management of "Leo ICT Cables PLC" declare that our company has complied with the Bangladesh Securities & Exchange Commission (Initial Qualified Investor Offer by Small Capital Company) Rules, 2022. While preparing the prospectus.

Sd/
Md. Momenul Haque Momen
Managing Director
Leo ICT Cables PLC

Date 12 October 2025
Place: Dhaka

Rule 3 (1) (b)

MANAGEMENT DECLARATION REGARDING HOLDING OF ANNUAL GENERAL MEETING (AGM)

We the management of "Leo ICT Cables PLC" declare that our company is regular in holding of Annual General Meeting (AGM).

Sd/
Md. Momenul Haque Momen
Managing Director
Leo ICT Cables PLC

Date: 12 October 2025
Place: Dhaka

Rule: Annexure-E, (B) (5) (b)

A schedule mentioning the stages of implementation and utilization of funds received through public offering, mentioning about the approximate date of completion of the project and the projected date of full commercial operation. The chief executive officer and the chief financial officer of the issuer shall sign the schedule

Schedule Mentioning the Stages of Implementation

We will utilize the total proceeds from the issuance of 7,000,000 ordinary shares of Tk. 10 each at par totaling Tk. 70,000,000 as per the following schedule:

SL. No.	Utilization of Fund	Amount to be Utilized	Progress So Far Made	Schedule of Implementation
				Approximate date of Completion
1.	Working Capital Management	66,925,000	To Be Utilized after receiving the IQIO fund	Within 6 months of receiving the IQIO fund
2.	IQIO expenses	3,075,000		Within 30 days of receiving the IQIO fund
Total		70,000,000		


Sd/
Md. Momenul Haque Momen
Managing Director

Sd/
Md. Mosharrarf Hossain
Chief Financial Officer

Date: 12 October 2025
Place: Dhaka


Md. Khalid Hossain
Managing Director (Acting)
AAA Finance & Investment Ltd.


Md. Mosharrarf Hossain
Chief Financial Officer (CFO)
Leo ICT Cables PLC.


Md. Momenul Haque Momen
Managing Director
Leo ICT Cables PLC.

Rule 3(3)(c)(d)

**DECLARATION REGARDING CONSENT OF DIRECTORS TO SERVE AS
DIRECTORS**

We hereby agree that we have been serving as Directors of "Leo ICT Cables PLC" and will continue to act as Directors of the Company.

Sd/.

Md Momenul Haque Momen
Managing Director, Leo ICT Cables PLC

Sd/.

Sabina Yasmin
Chairman Leo ICT Cables PLC

Sd/.

Mohammad Mahmudul Haque
Director, Leo ICT Cables PLC

Sd/.

Jahanara Begum
Director, Leo ICT Cables PLC

Sd/.

Musammet Meherunnesa
Director, Leo ICT Cables PLC

Sd/.

Ahmed Muhib Ishtiaq
Director, Leo ICT Cables PLC


Sd/.

Wais Huda
Nominee Director of Sandhani Life Finance Limited

Date: 12 October 2025
Place: Dhaka


Md. Khalid Hossain
Managing Director (Acting)
AAA Finance & Investment Ltd.


Md. Mosharraf Hossain
Chief Financial Officer (CFO)
Leo ICT Cables PLC.


Md. Momenul Haque Momen
Managing Director
Leo ICT Cables PLC.

Annexure- A

**Declaration about the responsibility of the directors, including the CEO
of the issuer in respect of the prospectus**

[See rule 3(3)(a) and (e)]

This prospectus has been prepared, seen and approved by us, and we, individually and collectively, accept full responsibility for the authenticity, accuracy and adequacy of the statements made, information given in the prospectus, documents, financial statements, exhibits, annexes, papers submitted to the Commission in support thereof, and confirm, after making all reasonable inquiries that all conditions concerning this qualified investor offer and prospectus have been met and that there are no other information or documents, the omission of which make any information or statements therein misleading for which the Commission may take any civil, criminal or administrative actions against any or all of us as it may deem fit.

We also confirm that full and fair disclosures have been made in this prospectus to enable the qualified investors to make a well-informed decision for investment.

Sd/.

Md Momenul Haque Momen
Managing Director, Leo ICT Cables PLC

Sd/.

Sabina Yasmin
Chairman Leo ICT Cables PLC

Sd/.

Mohammad Mahmudul Haque
Director, Leo ICT Cables PLC

Sd/.

Jahanara Begum
Director, Leo ICT Cables PLC

Sd/.

Musammet Meherunnesa
Director, Leo ICT Cables PLC

Sd/.

Ahmed Muhib Ishtiaq
Director, Leo ICT Cables PLC

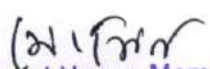
Sd/.

Wais Huda
Nominee Director of Sandhani Life Finance Limited

Page | 191


Md. Khalid Hossain
Managing Director (Acting)
AAA Finance & Investment Ltd.


Md. Mosharraf Hossain
Chief Financial Officer (CFO)
Leo ICT Cables PLC.


Md. Momenul Haque Momen
Managing Director
Leo ICT Cables PLC.

Annexure- B

Due diligence certificate to be furnished by issue manager in the prospectus

[See rule 3(3)(e)]

To

The Bangladesh Securities and Exchange Commission

Sub: Qualified Investor Offer of 7,000,000 Ordinary Shares of Tk. 70,000,000 by Leo ICT Cables PLC.

Dear Sir,

We, the issue manager(s) to the above-mentioned forthcoming issue, state and confirm as follows:

- (1) We have examined all the documents submitted with the application for the above-mentioned Qualified Investor Offer (QIO), visited the premises of the issuer, and interviewed the Chairperson, Directors, and key management personnel of the issuer in connection with the finalization of the prospectus pertaining to the said issue;
- (2) On the basis of such examination and the discussions with the directors, officers, and auditors of the issuer, other agencies, and independent verification of the statements concerning objects of the issue and the contents of the documents and other materials furnished by the issuer.

WE CONFIRM THAT:

- a) The prospectus filed with the Commission is in conformity with the documents, materials, and papers relevant to the issue;
- b) All the legal requirements relating to the issue as also in the Rules, notifications, guidelines, instructions, etc. framed or issued by the Commission, other competent authorities in this behalf and the Government have been duly complied with;
- c) The disclosures made in the prospectus are true, fair and adequate to enable the investors to make a well-informed decision for investment in the proposed issue and such disclosures are in accordance with the requirements of the Companies Act, 1994, the Bangladesh Securities and Exchange Commission (Qualified Investor Offer by Small Capital Company) Rules, 2022, and other applicable laws;
- (d) Besides ourselves, all the intermediaries named in the prospectus are registered with the Commission and that till date such registrations are valid;
- (e) We have satisfied ourselves about the capability of the underwriters to fulfill their underwriting commitments;




Md. Khalid Hossain
Managing Director (Acting)
AAA Finance & Investment Ltd.



Md. Mosharraf Hossain
Chief Financial Officer (CFO)
Leo ICT Cables PLC.

Page | 192



Md. Momenul Haque Momen
Managing Director
Leo ICT Cables PLC.

- (f) The proposed activities of the issuer for which the funds are being raised in the present issue fall within the 'main objects' listed in the object clause of the Memorandum of Association or other charter of the issuer, and that the activities which have been carried out till now are valid in terms of the object clause of its Memorandum of Association;
- (g) Necessary arrangements have been made to ensure that the money to be received pursuant to the issue shall be kept in a separate bank account and shall be used for the purposes disclosed in the use of proceeds section of the prospectus;
- (h) All the applicable disclosures mandated in the Bangladesh Securities and Exchange Commission (Qualified Investor Offer by Small Capital Company) Rules, 2022 have been made in addition to other disclosures which, in our view, are fair and adequate to enable the investor to make a well-informed decision;
- (i) We enclose a note explaining how the process of due diligence has been exercised by us in view of the nature of the current business background or the issuer, situation at which the proposed business stands, the risk factors, sponsors' experiences, etc. We also confirm that the due diligence related process, documents, and approval memos shall be kept in record by us for the next 5 (five) years after the QIO for any further inspection by the Commission;
- (j) We enclose a checklist confirming rule-wise compliance with the applicable provisions of the Bangladesh Securities and Exchange Commission (Qualified Investor Offer by Small Capital Company) Rules, 2022, containing details such as the rule number, its text, the status of compliance, page numbers of the prospectus where the Rules have been complied with, and our comments, if any;
- (k) We also declare that we have managed the qualified investor offers of the following issuers in the last 5 (five) years:

Serial No.	Issue	Month/Year	Issue Price	Dividend Payment History
1.	Craftsman Footwear & Accessories Limited	2024	10.00	10.00 % Cash
2.	Achia Sea Foods Limited	2022	10.00	10.00 % Cash
3.	Star Adhesives Limited	2022	10.00	12.50 % Cash


Place: Dhaka
Date: October 22, 2025

Sd/.
Md. Khalid Hossain
Managing Director (Acting)
AAA Finance & Investment Limited

Page | 193


Md. Khalid Hossain
Managing Director (Acting)
AAA Finance & Investment Ltd.


Md. Mosharraf Hossain
Chief Financial Officer (CFO)
Leo ICT Cables PLC.


Md. Momehul Haque Momen
Managing Director
Leo ICT Cables PLC.

Annexure-C

Due diligence certificate by the underwriter(s)

[Rule 3 (3)(e)]

To

The Bangladesh Securities and Exchange Commission

Sub: Initial Qualified Investor Offer (IQIO) of 7,000,000 Ordinary Shares of BDT 70,000,000.00 of Leo ICT Cables PLC

Dear Sir,

We, the under-noted Underwriter(s) to the above-mentioned forthcoming issue, state individually and collectively as follows:


- (1) We, while underwriting the above mentioned issue on a firm commitment basis, have examined the draft prospectus, other documents and materials as relevant to our underwriting decision; and
- (2) On the basis of such examination and the discussions with the issuer company, its directors and officers, and other agencies, independent verification of the statements concerning objects of the issue and the contents of the documents and other materials furnished by the issuer company.


WE CONFIRM THAT:

- (a) We are registered with the Bangladesh Securities and Exchange Commission as a merchant banker and eligible to carry out the underwriting activities. Our present paid-up capital stands at Tk. 25.00 Crore (Twenty five crore) and we have the capacity to underwrite a total amount of Tk.125.00 Crore (One hundred twenty five crore) only as per relevant legal requirements. We have committed to underwrite for up to Tk. 17,500,000.00 (One crore seventy five lac) for the upcoming issue;
- (b) At present, the following underwriting obligations are pending for us:

Sl. No.	Name of the Company	Amount Underwritten (in Tk.)
1	-	nil


Md. Khalid Hossain
Managing Director (Acting)
AAA Finance & Investment Ltd.


Md. Mosharraf Hossain
Chief Financial Officer (CFO)
Leo ICT Cables PLC.


Md. Momenul Haque Momen
Managing Director
Leo ICT Cables PLC.

- (c) All information as are relevant to our underwriting decision have been received by us and the draft prospectus forwarded to the Commission has been approved by us;
- (d) We shall subscribe and take up the un-subscribed securities against the above-mentioned public issue within 15 (fifteen) days of calling up thereof by the issuer; and
- (e) This underwriting commitment is unequivocal and irrevocable.

For AAA Finance & Investment Limited

Sd/.

Md. Khalid Hossain
Managing Director (Acting)

Place : Dhaka
Date : October 22, 2025